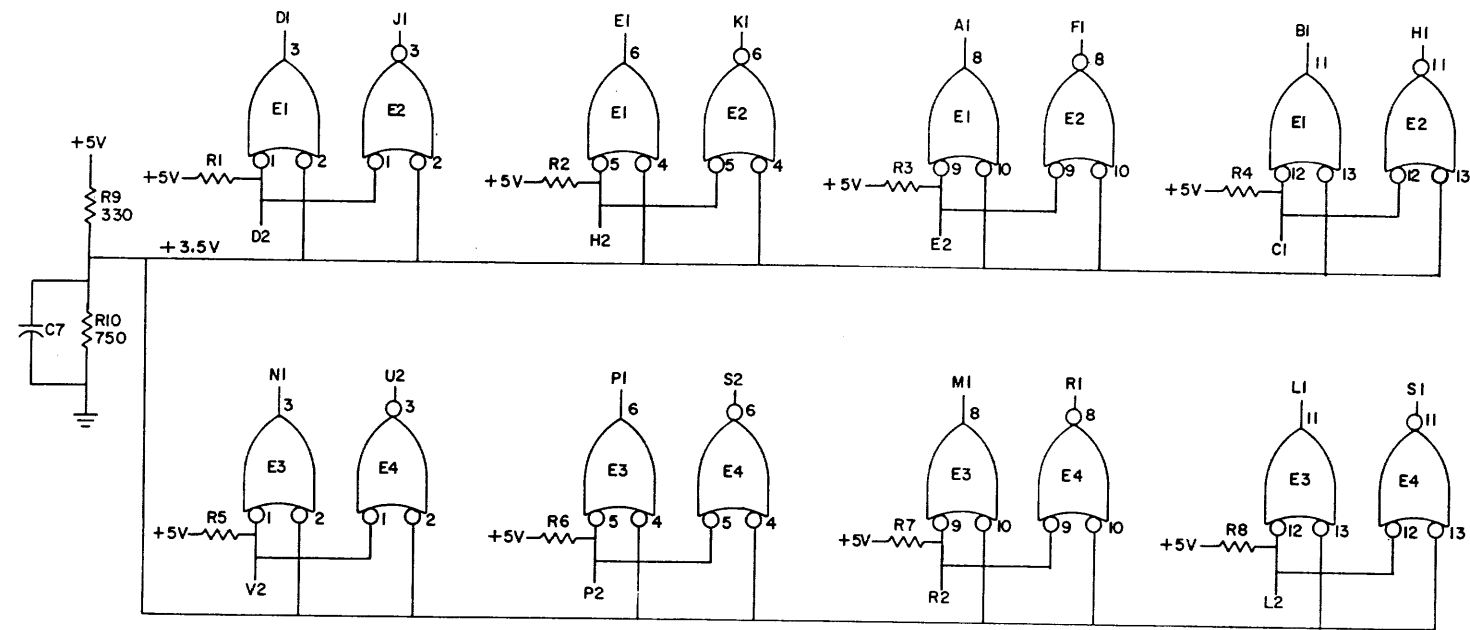
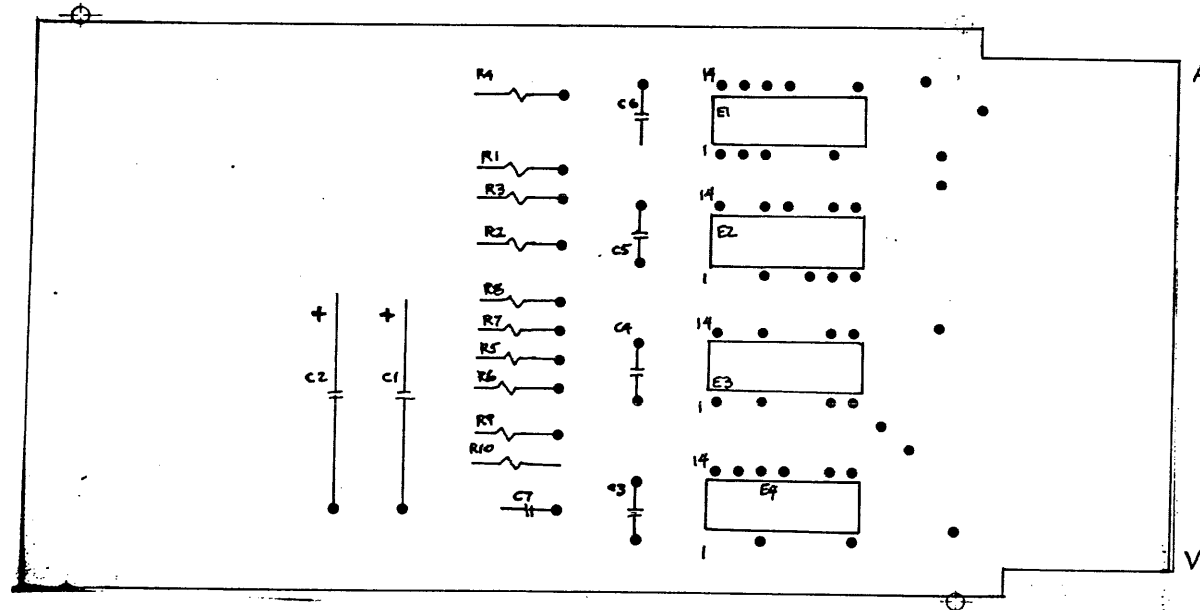
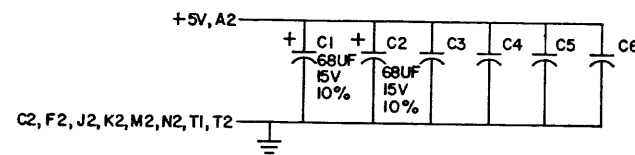


THIS SCHEMATIC IS FURNISHED ONLY FOR TEST AND MAINTENANCE PURPOSES. THE CIRCUITS ARE PROPRIETARY IN NATURE AND SHOULD BE TREATED ACCORDINGLY. COPYRIGHT 1970 BY DIGITAL EQUIPMENT CORPORATION



UNLESS OTHERWISE INDICATED:
 CAPACITORS = .01UF, 100V, 20%
 RESISTORS = 1.5K, 1/4W, 5%
 E1, E3 = DEC1074H00
 E2, E4 = DEC3001
 PIN 7 = GND
 PIN 14 = +5V



ITEM NO.	DEC PART NO.	DESCRIPTION	QTY.
13	9008337-06	HANDLE, FLIP CHIP - MAGENTA	1
12	9006732	EYELET #GS 4-7	2
11	1909514	I.C. DEC 3001	2
10	1910462	I.C. DEC1074H00	2
9	1301401	RES. 750, 1/4W, 5%	1
8	1300391	RES. 1.5K, 1/4W, 5%	8
7	1300295	RES. 330, 1/4W, 5%	1
6	1001610	CAP. .01UF, 100V, 20% DISC	5
5	1000082	CAP. 68UF, 15V, 10% S. TANT	2
4	5009287	ETCHED CIRCUIT BOARD	1
3	B-PE-M165-0-6	MODULE ECC HISTORY	
2	C-AH-M165-0-5	ASSY/DRILLING HOLE LAYOUT	
1	K-CO-M165-0-4	X-Y COORDINATE HOLE LOCATION	
PARTS LIST			

REV	CHG	NO.	REV.
1	00001	D	
2	00002	E	

DRN. NANCY HARRIS
 DATE 11/16/70
 CHK'D. M. Weller
 DATE 11/16/70
 ENG. J. M. Brown
 DATE 12-23-70
 PROD. DATE

TRANSISTOR & DIODE CONVERSION CHART

DEC	EIA	DEC	EIA

digital
 EQUIPMENT CORPORATION
 MAYNARD, MASSACHUSETTS

TITLE: 8 BUFFERS M165
 SIZE: C CODE: CS NUMBER: M165-0-1 REV: E
 PRINTED CIRCUIT REV: D

DEC FORM NO. DRC 102

M5886

SIZE CODE: C CS
 M165-0-1
 E