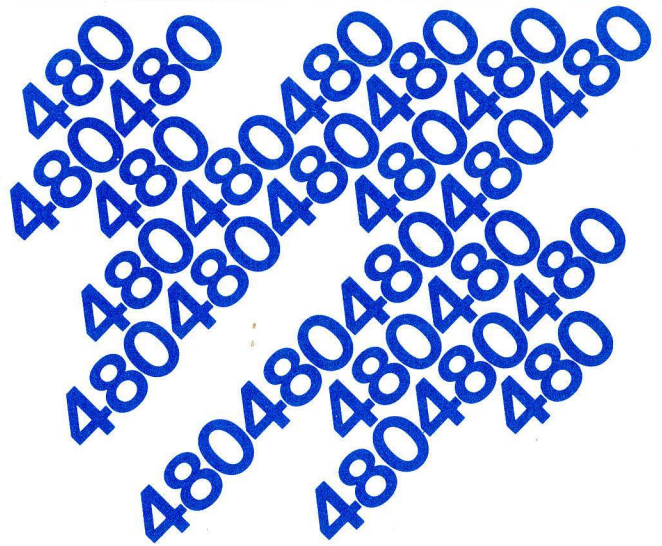


Entrex System 480 System-To-System Communication



ENTREX has included system-to-system remote communications in System 480. System-to-system communication provides the ability to validate data as it is entered and verified, and then to transmit accurate data that is ready for processing to the main location.

System 480 can communicate with a second System 480 or with a selected set of business computers (e.g., IBM S/360) using the switched telephone network or a leased line. Data can be transmitted from the System 480 tape drive or the disk. The System 480 receiving device can be a tape, disk, or printer.

When data is being transmitted, System 480 data entry and verification processes can continue without interruption. Data can be transmitted as individual batches, or batches can be combined and transmitted as larger files. Data records can be any desired length and can be blocked as needed. Once the remote System 480 is prepared for transmission or receiving, it can be left unattended.

System 480 high-speed communications adhere to industry standards and can accommodate modems with transfer rates from 2000 bits per second (baud) to 9600 bits per second. Transmission occurs in binary-synchronous USASCII format. A typical modem is the Bell 201A synchronous data set, which operates at 2000 bits per second over a switched network or a leased line. If a leased line is used, the 201B modem may be preferable because it provides a transfer rate

to 2400 bits per second. Half duplexed lines are used. One modem is required for each communicating system.

The modem selected must conform to the following specifications:

- Internal clock (data set supplies a clock),
- EIA interface,
- With alternate voice capability,
- Half duplexed (2-wire) operation,
- Exclusion of the New-Sync feature.

When communicating with a system other than System 480, a compatible binary-synchronous communications controller is required for the non-ENTREX system. ENTREX provides the communications controller used by System 480.

Sample hardware configurations for communication between two System 480's and an IBM S/360 are illustrated in Figures 1 and 2, respectively.

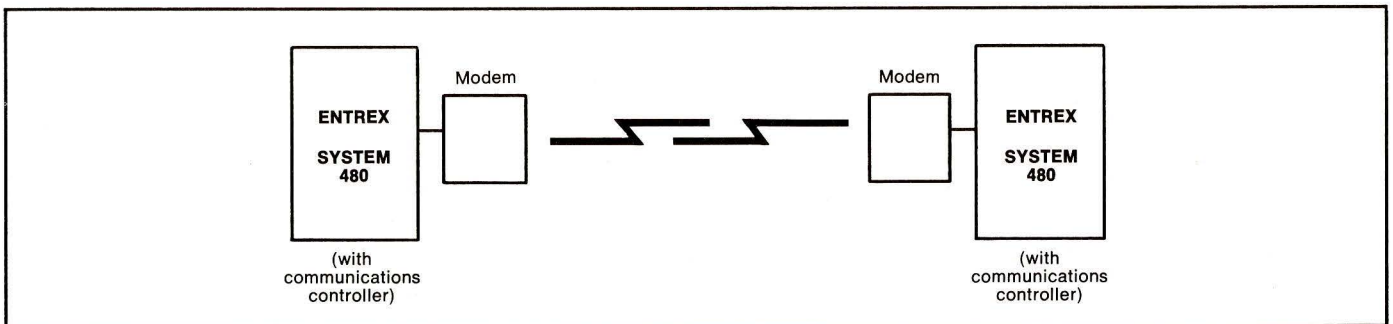


Figure 1. 480-480 Communications

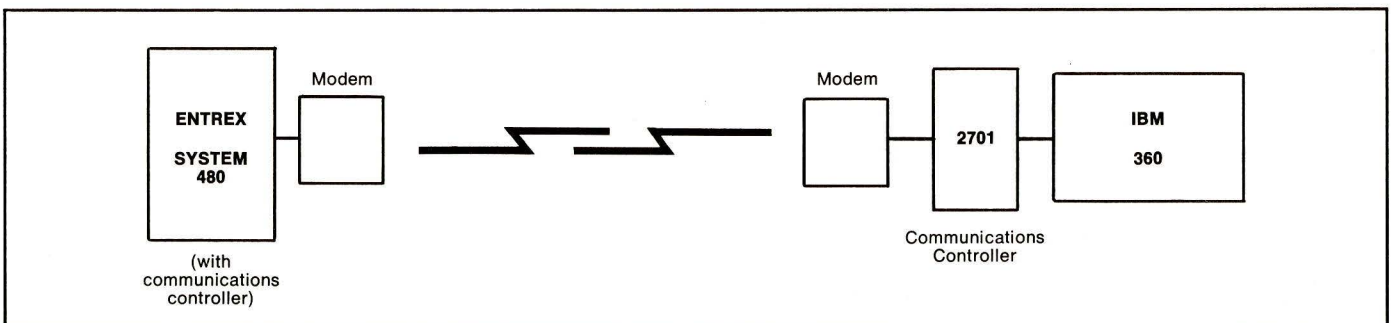


Figure 2. System 480 to IBM 360 Communications