


Think Mini



GE-PAC 30

PROCESS COMPUTER

GENERAL  ELECTRIC

The GE-PAC* 30: A flexible mini-computer for solving your control problems

Introducing the GE-PAC 30 series; two minicomputers, each of which gives you a choice of standard or custom read-only memories. The GE-PAC 30 lets you match the capability of the computer to the needs of your business. It is your best buy whether you use it in "one of a kind" applications or in high volume OEM opportunities.

The use of integrated circuits assures you of the highest reliability available in a computer today. It's the type of reliability essential for real-time applications. The GE-PAC 30 lets you replace wired logic at low cost while retaining high flexibility.

Read-only memory for faster computing speed.

Read-only memory makes the GE-PAC 30 one of the most flexible machines of its size on the market today. Control functions can be built right into the read-only memory for more efficient, faster control.

GE-PAC 30 can be easily modified. It's built in small functional plug-in modules for easy field modification or expansion.

Party-line I/O structure. Modules can plug in anywhere. Device priority is determined solely by where the card is inserted.

GE-PAC 30 is easy to program. Both models have 16 and 32 bit instructions. You get greater accuracy and a more usable instruction set. Direct addressing to 64K bytes.

Easy to service and maintain. A necessity when dealing with such a low cost computer. The GE-PAC 30's, with modular construction and plug-in boards, make servicing easy. Test points are numerous and easily accessible. The standard read-only memory can be readily unplugged and replaced by a special hardware diagnostic memory called X-RAY. When combined with a test set and symptom dictionary, you can find faults fast. And there are special software test programs for I/O modules and core memory.

Other important features:

- Software is fully upward compatible between processors. You can grow without reprogramming.
- All peripheral devices and system components are interchangeable between the GE-PAC 30-1 and 30-2.
- You have a choice of instruction execution time, memory size and speed, and instruction repertoire options, with low and high speed I/O channels.
- 16-bit halfword memory can be addressed at the 8-bit byte level.
- Memory is field expandable to 65,536 bytes. No paging or indirect addressing is required.
- 16 general registers, each 16-bits long, are provided for use as accumulators by any instruction. 15 of the general registers can also be used as index registers.
- Register-to-register instructions eliminate redundant loads and stores.
- A comprehensive instruction set including: efficient byte processing instructions, single instructions which increment-test-branch on index values for loop control, as well as instructions that test the condition code and branch directly to any location in memory.

- Logical and arithmetic shift instructions can shift up to fifteen positions with a single instruction.
- Flexible, multiplexed I/O systems include an integrated priority interrupt facility and provide for direct addressing of up to 256 devices.
- High-speed memory access channels permit cycle stealing I/O to byte-oriented peripherals or 16-bit halfword special purpose devices.
- Optional wired or programmable memory protect feature is available.
- Third generation data compatibility using standard ASCII code.
- Comprehensive software packages include: FORTRAN, Assembler, Debugging, Editor, and Mathematical Library.



Need information on other products?

CIRCLE APPROPRIATE NUMBER FOR INFORMATION YOU WISH.

ADJUSTABLE SPEED DRIVES

1. Maxspeed** Crane Drives
2. Silcon VI** D-c Drives 5-1250 hp
3. GP-100** D-c Drives 1-15 hp
4. VT-700** A-c Drives 5-150 hp
5. Statotrol** Adjustable Speed Drives

ATOMIC POWER EQUIPMENT

6. Power Reactor Systems
7. Irradiation Services
8. Nuclear Instrumentation

BALLASTS

9. Mercury
10. Lucalox*
11. Metallic Halide

BATTERIES

12. Rechargeable (Nickel-Cadmium)
13. BRUSHES, CARBON BUSHINGS
14. Apparatus Bushings
15. Bushing Potential Devices

CAPACITORS

16. Power (Utility)
17. Power (Industrial)
18. Electronic (Electrolytic Military)
19. Small Industrial
20. Electronic (Electrolytic Industrial)
21. Electronic

CIRCUIT PROTECTIVE DEVICES

22. Molded Case Circuit Breakers
23. Safety Switches
24. Circuit Breakers Load Centers
25. Fuse Puller Panels
26. Three Phase Four Wire Load Centers

COMPUTERS

27. Data Logging Systems
28. TermiNet**—Data Communication Printer
29. Process Control Computers
30. Remote Scanners
31. Information Processing Service
32. Business & Scientific Systems
33. Time-Sharing Equipment
34. Time-Sharing Service

CONTROL EQUIPMENT

35. Numerical Control
36. Motor Starters (Grouped)
37. Motor Starters (Individual)
38. Crane Control
39. Panels, Magnetic and Static
40. Register Control
41. Welding Control

CONTROL COMPONENTS

42. Manual Motor Starters
43. Magnetic Contactors and Starters
44. Reduced Voltage Starters
45. Control Circuit Relays
46. Push Buttons, Oil-tight, Miniature, Standard Heavy Duty, Indicating Lights
47. Limit Switches, Pilot Devices, Solenoids, Terminal Boards
48. Fluidic Control
49. Time Switches
50. Other General Purpose Controls
51. Resistors
52. D-c Contactors and Relays
53. Brakes (A-c and D-c)
54. Voltage and Resistive Sensitive Relays
55. Sealed Relays
56. Reed Relays
57. Photoelectric Controls

58. Radiant Heat Detector
59. Smoke Density Indicators
60. Plate-type Rheostats
61. Navy Control Components
62. Master Switches
63. Appliance Controls
64. Seisyn Controls

COUPLINGS

65. Shaft, flexible, spine-type

DISTRIBUTION ASSEMBLIES

66. Switchboards (600 V. Max.)
67. Busway (A-c or D-c)
68. Motor Control Centers
69. Wireway
70. Panelboards
71. Panel Motor Control
72. Grouped Metering Equipment

PROTECTIVE EQUIPMENT

73. Intermediate Class Lightning Arresters
74. Distribution Class Lightning Arresters
75. Station Class Lightning Arresters
76. Open Cutouts
77. Enclosed Cutouts
78. H R Automatic Reclosers
79. Current Limiting Fuses
80. Automatic Throwover Control
81. Home Lightning Protection
82. Durabute* Sectionalizer/Load-breaker

ELECTRIC DRIVE SYSTEMS

83. Drilling Rigs
84. Steel Mills
85. Paper
86. Power Shovels

GEARS

87. Industrial & Marine Helical, Spur, Bevel

GENERATORS

88. Engine-driven
89. Hydraulic-turbine-driven
90. Kinematic* D-c generators 1/2-800 kw
91. Brushless A-c Synchronous
92. D-c Generators (larger than 0.6 kw per rpm)
93. M-G Sets (includes generators larger than 0.6 kw per rpm)

INDUSTRIAL HEATING

94. Heat Processing Equipment
95. Heaters and Devices
96. Infrared Radiant Heaters
97. Soldering Irons
98. INDUSTRIAL LIGHTING
99. INDUSTRIAL PROCESS CONTROL SYSTEMS

INSTRUMENTS

100. A Profile of Instrument Capability
101. Recorders for Electric Utility and Industrial Applications
102. Instruments for Switchboard Panel and Control Manufacturers
103. INDICATION INSTRUMENTS
104. Panel Meters
105. Panel Meters Edgewise
106. Meter Relays
107. Time Meters
108. Hook-on Voltmeters
109. Switchboard Indicators Edgewise

INSTRUMENTATION SYSTEMS

110. Analog Telemetering
111. Data Acquisition Systems
112. Furnace Control

113. GE-MAC* (Electronic Measurement and Control)
114. Supervisory Control Value Analysis
115. GE-TAC** (Telemetering and Control)
116. Turbine Supervisory
117. Vibration Monitoring

LABORATORY AND SPECIAL TESTING INSTRUMENTS

118. Helium Leak Detectors
119. Analytical Instruments Emission
120. Analytical Instruments Diffraction
121. Height-of-fill Monitors
122. Metal Thickness Gages
123. Infrared Moisture Gages
124. Radiographic
125. Halogen Leak Detectors (Industrial H-2, SF)
126. Halogen Leak Detectors (Service H-10, H-11)
127. Halogen Leak Standard
128. Current Limited Hi-Pot Tester
129. Gauss Meters
130. Light Beam Vibration Indicator
131. Phase Sequence Indicator
132. Portable Double Bridge
133. Recording Spectrophotometer
134. Roughness Scales and Specimens
135. Thickness Gages
136. Vibration Detector
137. Winding Insulation Tester
138. Wire Diameter Gage
139. Zahn Viscosimeter

MARINE

140. Steam Turbine Propulsion

RECORDING INSTRUMENTS

141. Recorders, Direct-operated, Strip-chart (inking, inkless, Hook-on)
142. Recorders, Servo-operated, Miniature (4")
143. Recorders, Servo-operated (12") Strip and Round Chart
144. Recorders/Recorder Controllers (1, 2, or multi-point pen)

OTHER INSTRUMENTATION

144. 3-mode Controller, Type 524
145. D-c Shunts
146. Web Tensiometer
147. Transducers
148. Watt Var Autoswitch

METERS

149. Single-phase—Watthour
150. Polyphase—Watthour & Demand
151. Printing Demand Meters
152. Watthour Demand Registers
153. Meter Sockets

MOTORS

154. Appliance
155. A-c Tri-clad "55" Induction 1-125 hp
156. Custom 8000* A-c 250 to 5000 hp
157. Custom 8000* A-c 5000 hp and up
158. Vertical Pump
159. Submersible
160. Brushless
161. Hydroelectric Project Machines
162. Acyclic Generators and Motors
163. Tensionmeters
164. A-c Single-phase
165. A-c Thinline (for limited space)
166. A-c Fractional
167. A-c Form G Motors, 1/20 to 5 hp
168. A-c Farm Motors

169. D-c Fractional and Miniature
170. D-c Elevator Equipment
171. D-c Planer
172. M-33** Main D-c Mill Motors
173. MD D-c Auxiliary Mill Motors
174. Kinematic* D-c Motors 1-1250 hp
175. Ampmides
176. Dynamometers
177. In-line Pump Motors

MECHANICAL POWER TRANSMISSION

178. Gear Motors
179. Speed Reducers and Gearing
180. Polydyne* Mechanical Adjustable Speed Drive
181. Polydyne* Drives—Plastic Extruders

OUTDOOR LIGHTING

182. Street and Highway
183. Private (Dusk-to-Dawn) Lighting
184. Area and Decorative Lighting

SERVICE & MAINTENANCE (ELECTRICAL, ELECTRONIC, MECHANICAL)

185. Transportation
186. Retrofit
187. Selective Maintenance
188. Government & Defense
189. Marine and Utility
190. Switchgear Testing
191. Marine and Utility Transformer Testing
192. Instrumentation and Control
193. Machine Tools
194. Rotating Equipment
195. Contract Maintenance
196. Management Planning
197. Engineering Service
198. Availability Engineering
199. Installation Support Service
200. Complete Maintenance Service
201. Customer Training Service

SWITCHGEAR

202. Isolated Phase Bus
203. Power Circuit Breakers, Oil Type FKA (15.5 through 72.5 kv)
204. Power Circuit Breakers, Oil Type FK (15.5 through 72.5 kv)
205. Power Circuit Breakers, Oil Type FK (121, 146, 169 kv)
206. Power Circuit Breakers, Air Type ATB (115 through 345 kv)
207. Power Circuit Breakers, Air Type ATB (500 kv)
208. Power Circuit Breakers, Vacuum Type VIR/VIB (14.4 kv)
209. Indoor Station Equipment
210. FKD Distribution Circuit Breakers (14.4 kv)
211. Current Limiting Fuses (Class J, L, H)
212. A-c Secondary Network Protectors
213. L-1 Power Protector
214. Metal-clad Switchgear (2.4-13.8 kv)
215. Supervisory Control Equipment
216. Uninterruptible Power Systems
217. High Frequency Lighting
218. SCR-Type Static Inverters (Motor Drives)
219. Fused Power Circuit Breakers AKU-Type
220. Silicon Rectifiers
221. SCR Regulated Battery Charger

222. PLB Power Protector
223. Load-center Unit Substations
224. Switch & Fuse Equipment
225. Protective Relays
226. Silcomatic Equipment (Power Conversion Equipment)
227. SB Control & Transfer Switches

TRANSFORMERS

228. Instrument Transformers 15 kv and Below
229. Instrument Transformers 25 kv to 69 kv
230. Instrument Transformers Liquid-Filled 25 kv to 500 kv
231. Distribution—Pole Type
232. Distribution—Underground
233. Distribution—Network
234. Primary Substation (501-15000 kva)
235. Single-Circuit Unit Substations (1000-7500 kva)
236. Integral Distribution Centers (112V-2000 kva)
237. Compad Transformers (750-2500 kva)
238. Furnace and High Current
239. Mobile Substations and Transformers
240. Oil-immersed Current Limiting Reactors
241. Dry-type Transformers (600 Volts & Below)
242. Dry-type Reactors
243. Bushing-Type Current Transformers
244. EHV Transformer Capabilities
245. Large Power Transformers (above 1500 kv)
246. Commercial Distribution—Pole & Station Type (167 kva & above)
247. Commercial Distribution—Pad-mounted (16, 167-500 kva)
248. Commercial Distribution—Pad-mounted (30, 75-500 kva)
249. Commercial Distribution—Subsurface (30, 150-500 kva)
250. Commercial Distribution—Network (Submersible, 300-2500 kva)
251. Commercial Distribution—Network (Pad-mounted 300-2500 kva)

TRANSPORTATION SYSTEMS DIVISION

252. Mainline Diesel-Electric Locomotives
253. Mainline Electric Locomotives
254. Mining & Industrial Locomotives
255. Automation Systems Rail Haulage Metropolitan Transit
256. Electric Transmissions Off-highway Vehicle
257. Renewal Parts
258. Diesel Engine
259. TURBINES, TURBINE-GENERATORS
260. Ship's Service Turbine-Generators
261. Industrial Mechanical Drive Turbines
262. Land-Based Steam Turbine Generators
263. Marine Mechanical Drive Turbines
264. Gas Turbines
265. Centrifugal & Axial Flow Compressors
266. Marine Steam Turbine Propulsion

VOLTAGE REGULATORS

266. Step Voltage
267. Inductrol*
268. Voltage Regulation & Control Devices

FOLD HERE
↓

FOLD HERE
↓

FOLD HERE

FIRST CLASS
PERMIT NO. 1
SCHENECTADY, N. Y.

BUSINESS REPLY MAIL
NO POSTAGE STAMP NECESSARY IF MAILED IN THE UNITED STATES

POSTAGE WILL BE PAID BY —
GREGORY ELLIS
GENERAL ELECTRIC CO.
1 RIVER ROAD
SCHENECTADY, N. Y. 12305



Here is the information you requested . . .

MINICOMPUTER
DATA PRODUCT NEWS
08-69 295-001N
GEA-8838

11-11-69

FG SNYDER CHF ENG
LOCKHEAD ELECTRONIC
6201 E RANDOLPH ST
LOS ANGELES

CALIF 90022

Thank You . . . for your interest in General Electric products.
May we be of further assistance . . . help you with a specific application
...prices...or information on other products? If so, fill out this form
...fold it, and send it to me...it's post-
paid...and I'll follow through.

GENERAL  ELECTRIC
SCHENECTADY, NEW YORK

Very truly yours,

Gregory Ellis

ADVERTISING AND SALES PROMOTION DEPARTMENT

1. I need more information on _____
Print product(s) name

☐ Prices _____ ☐ Delivery _____

☐ Other (explain) _____

2. I have this application in mind.

3. Is specification or purchase of this product
planned? Yes _____ No _____ If yes, in

☐ 1-3 Mos. ☐ 3-6 Mos. ☐ Over 6 Mos.

4. About what quantity would be involved? _____

5. Comments _____

6. Send me information on other products whose
numbers I have circled on reverse side.

If you require more immediate service, please call our nearest distributor who is listed in the yellow pages of
your telephone book or check the convenient listing of sales offices on the enclosed sheet. For your easier
reference, sales offices are coded according to market interest.

Need information on other products? . . . Turn the page

GENERAL ELECTRIC SALES OFFICES

GEZ-2500-P

READY TO ASSIST YOU ... When You Have Electrical Problems ... Need Further Information ... Require Ordering Instructions

KEY TO SALES OPERATIONS

- A - Agency & Distributor
- C - Components Sales
- I - Industrial Sales
- M - Marine & Defense Facilities Sales
- U - Electric Utility Sales

ALABAMA

A C I U Birmingham 35205 ... 2151 Highland Ave.
I Huntsville 35801 ... 3322 Memorial Pkwy S.
A I Mobile 36606 ... 1111 S. Bellline Hwy.
A Montgomery 36107 ... 512 Madison Ave.

ARIZONA

A C I U Phoenix 84012 ... 3550 N. Central Ave.
A I U Tucson 85711 ... 40 No. Swan Rd.

ARKANSAS

A C I N Little Rock 72119 ... 120 Main St.
A I U Pine Bluff 71602 ... P. O. Box 1033

CALIFORNIA

C Burlingame 94010 ... 1675 Rollins Rd.
A I Emeryville 94608 ... 5000 Shellmound St.
A I Fresno 93728 ... 1532 N. West Ave.
C Los Angeles 90015 ... 1543 W. Olympic Blvd.
A I M U Los Angeles 90054 ... 212 N. Vignes St.
A U Sacramento 95808 ... 2407 "J" St.
A M U San Diego 92103 ... 2560 First Ave.
A I M U San Francisco 94108 ... 235 Montgomery St.
A Santa Clara 95050 ... 1400 Coleman Ave.

COLORADO

A C I U Denver 80206 ... 201 University Blvd.

CONNECTICUT

I U Hamden 06518 ... 2905 Dixwell Ave.
A C U Hartford 06105 ... 764 Asylum Ave.

DISTRICT OF COLUMBIA

I M U Washington 20005 ... 777-14th St., N. W.

FLORIDA

A M Cocoa Beach 32931 ... 1325 N. Atlantic Ave.
A I U Jacksonville 32207 ... 404 Woodcock Dr.
A U Miami 33134 ... 4100 W. Flagler St.
A Orlando 32803 ... 601 N. Fern Creek Ave.
U Pensacola 32502 ... P. O. Box 1027
A C I U Tampa 33609 ... 2106 S. Lois Ave.

GEORGIA

A C I U Atlanta 30309 ... 1860 Peachtree Rd. N. W.
A Macon 31201 ... 682 Cherry St.
A I U Savannah 31405 ... 5002 Paulsen St.

IDAHO

A U Boise 83701 ... 1524 Idaho St.

ILLINOIS

A I M U Chicago 60680 ... 840 S. Canal St.
C Oakbrook 60521 ... 1200 Harger Rd.
A I U Peoria 61603 ... 2008 N. E. Perry Ave.
A I Rockford 61108 ... 4223 E. State St.
U Springfield 62701 ... 607 E. Adams St.

INDIANA

A C U Evansville 47714 ... 2709 Washington Ave.
C Fort Wayne 46804 ... 1635 Broadway
A U Fort Wayne 46806 ... 6001 S. Anthony Bldg.
A I U Indianapolis 46207 ... 3750 N. Meridian St.
C Indianapolis 46240 ... 1010 E. 96th St.
A C South Bend 46601 ... 430 N. Michigan St.

IOWA

C Bettendorf 52722 ... 2435 Kimberly Rd.
C Cedar Rapids 52401 ... 210 Second St., S. E.
A I C Davenport ... (1039 State St., Bettendorf 52722)
U Des Moines 50310 ... 3839 Merle Hay Rd.
A Sioux City 51101 ... 529 Pierce St.

KANSAS

C Overland Park 66204 ... 7219 Metcalf St.
A Wichita 67211 ... 820 E. Indianapolis Ave.
U Wichita 67202 ... 104 S. Broadway Suite 1408

KENTUCKY

A U Lexington 40502 ... 443 S. Ashland Ave.
A I U Louisville 40218 ... 2300 Meadow Dr.

LOUISIANA

A U Alexandria 71301 ... 2001 MacArthur Dr.
I Baton Rouge 70815 ... 633 Oak Villa Blvd.
I Lake Charles 70601 ... 1424 Ryan St.
I Monroe 71201 ... 1028 N. Sixth St.

A I New Orleans 70125 ... 4747 Earhart Blvd.
U New Orleans 70112 ... 225 Baronne St.
M New Orleans 70130 ... 930 Inter. Trade Mart.
A U Shreveport 71101 ... 400 Travis St.

MAINE

U Augusta 04330 ... 152 State St.
I Bangor 04402 ... 77 Central St.

MARYLAND

I U Baltimore 21201 ... 1 N. Charles St.
A Columbia 21403 ... 10221 Wincopin Circle
A U Hagerstown 21740 ... 49 E. Franklin St.
A Salisbury 21801 ... P. O. Box 424

MASSACHUSETTS

I U Boston 02117 ... 31 St. James Ave.
I Springfield 01103 ... 120 Maple St.
A C I M Wellesley 02181 ... 1 Washington St.

MICHIGAN

A C I U Detroit 48202 ... 700 Antoinette St.
I Flint 48502 ... 801 S. Saginaw St.
A C I Grand Rapids 49508 ... 2821 Madison Ave., S. E.
A U Jackson 49201 ... 210 W. Franklin St.
I Saginaw 48601 ... 405 2nd National Bank Bldg.
A Saginaw 48601 ... 1230 S. Washington Ave.

MINNESOTA

I U South 55802 ... 14 W. Superior St.
A U Fergus Falls 56337 ... 201 1/2 Lincoln Ave., W.
C Minneapolis 55424 ... 4018 W. 65th St.
A I U Minneapolis 55416 ... 1500 Lilac Dr., S.

MISSISSIPPI

I Gulfport 39502 ... P. O. Box 33
A Jackson 39208 ... 333 No. Mart Plaza
U Jackson 39205 ... Rm. 917 Electric Bldg.

MISSOURI

A Joplin 64802 ... 310 Wall St.
A I U Kansas City 64105 ... 911 Main St.
A C I U St. Louis 63101 ... 1015 Locust St.

MONTANA

A Billings 59101 ... 312 Transwestern Life Bldg.
A I U Butte 59701 ... 103 N. Wyoming St.

NEBRASKA

A I U Omaha 68102 ... 409 S. 17th St.

NEVADA

U Las Vegas 89106 ... 1711 S. 8th St.

NEW HAMPSHIRE

U Manchester 03104 ... 46 Bay St.

NEW JERSEY

C East Orange 07017 ... 56 Melmore Gardens
A I U Milburn 07041 ... 25 E. Willow St.

NEW MEXICO

A I M U Albuquerque 87108 ... 120 Madeira Dr., N. E.

NEW YORK

A I M U Albany 12206 ... 8 Colvin Ave.
U Binghamton 13902 ... 40 Front St.
A I U Buffalo 14202 ... 625 Delaware Ave.
A Elmsford 10523 ... 44 N. Central Ave.
A I M U New York 10022 ... 641 Lexington Ave.
C Rochester 14618 ... 339 East Ave.
A I U Rochester 14604 ... 3580 Monroe Ave.
C Syracuse 13206 ... 2360 James St.
A I U Syracuse 13206 ... 3532 James St.
A Vestal 13805 ... P. O. Box 407

NORTH CAROLINA

A C I U Charlotte 28207 ... 141 Providence Rd.
A Greensboro 27405 ... 801 Summit Ave.
A Raleigh 27603 ... 120 N. Boylan Ave.

NORTH DAKOTA

U Bismarck 58501 ... 418 Rosser Ave.

OHIO

I U Akron 44313 ... 2858 W. Market St.
A Akron 44313 (Agency & Distributor)
... 2855 W. Market St.
C Canton 44703 ... 515 Third St., N. W.
A C I U Cincinnati 45206 ... 2621 Victory Pkwy.
Cleveland 44116 ... 3950 Center Ridge Rd.
A I M U Cleveland 44114 ... 1000 Lakeside Ave.
C Columbus 43212 ... 937 Burrell Ave.
A I U Columbus 43215 ... 395 E. Broad St.
C Dayton 45402 ... 11 W. Monument Bldg.

A I U Dayton 45439 ... 3430 S. Dixie Hwy.
C Mansfield 44902 ... 166 Park Ave., W.
A C I Toledo 43606 ... 3450 W. Central Ave.
U Toledo 43604 ... 420 Madison Ave.
A I Youngstown 44507 ... 272 E. Indiana Ave.

OKLAHOMA

A U Oklahoma City 73106 ... 2000 Classen Blvd.
A I Tulsa 74105 ... 5138 S. Peoria Ave.
U Tulsa 74103 ... 420 Main St.

OREGON

A I U Eugene 97401 ... 1170 Pearl St.
A U Medford 97501 ... 107 E. Main St.
A C I U Portland 97210 ... 2929 N. W. 29th Ave.

PENNSYLVANIA

A I U Allentown 18102 ... 732 N. 16th St.
A I Erie 16501 ... 3001 E. Lake Rd.
I Johnstown 15902 ... 841 Oak St.
C Philadelphia 19114 ... 2417 Welsh Rd.
A I M U Philadelphia 19102 ... 3 Penn Center Plaza
C Pittsburgh 15234 ... 305 Mt. Lebanon Hwy.
A I U Pittsburgh 15222 ... Oliver Bldg., Mellon Sq.
A Williamsport 17701 ... 2209 Fink Ave.
A I York 17403 ... 56 N. Harrison St.
C York 17403 ... 1617 E. Market St.

RHODE ISLAND

A Providence 02904 ... 1006 Charles St., N.

SOUTH CAROLINA

A I U Columbia 29205 ... 2728 Devine St.
A I Greenville 29606 ... 1403 Laurens Rd.

SOUTH DAKOTA

A Sioux Falls 57105 ... 513 Main Ave.

TENNESSEE

U Chattanooga 37402 ... 832 Georgia Ave.
A C I Chattanooga 37411 ... 3800 Bldg. Eastgate Center
I Kingsport 37664 ... 1170 E. Eastman Rd.
A U Knoxville 37921 ... 1301 Hannah Ave., N. W.
A I U Memphis 38104 ... 1420 Union Ave.
A Murfreesboro 37130 ... 117 N. W. Broad St.
A Nashville 37203 ... 1717 West End Bldg.
C Nashville 37204 ... 2930 Sidco Drive
M Oak Ridge 37830 ... 253 Main St., East

TEXAS

U Abilene 79601 ... 442 Cedar St.
U Amarillo 79101 ... 303 Polk St.
A U Beaumont 77701 ... 1385 Calder Ave.
U Corpus Christi 78401 ... 205 N. Chaparral St.
A C I U Dallas 75247 ... 6101 Stemmons Freeway
U El Paso 79901 ... 215 N. Stanton St.
A El Paso 79902 ... 2800 N. Stanton St.
A Fort Worth 76107 ... 100 N. Univ. Dr.
U Fort Worth 76102 ... 408 W. 7th St.
A C I U Houston 77027 ... 4219 Richmond Ave.
A Lubbock 79406 ... 500 E. 50th St.
A I Midland 79704 ... 122 N. "N" St.
A U San Antonio 78204 ... 419 S. Main Ave.

UTAH

A I U Salt Lake City 84101 ... 431 S. Third E. St.
C Salt Lake City 84110 ... 2425 S. 8th St. W

VERMONT

U Rutland 05702 ... 38 1/2 Center St.

VIRGINIA

A M Newport News 23601 ... 311 Main St.
C Richmond 23250 ... 1508 Willow Lawn Dr.
A I U Roanoke 24015 ... 2018 Colonial Ave., SW

WASHINGTON

U Pasco 99301 ... 624 W. Lewis St.
A I M U Seattle 98188 ... 112 Andover Park, E.
A I U Spokane 99220 ... E. 1805 Trent Ave.

WEST VIRGINIA

A I Charleston 25328 ... 306 MacCorkle Ave., SE
U Fairmont 26555 ... 310 Jacobs Bldg.
A U Huntington 25701 ... 1401 Sixth Ave.
I Wheeling 26002 ... 40 14th St.

WISCONSIN

A I U Appleton 54911 ... 3003 W. College Ave.
U Madison 53703 ... 340 W. Washington Ave.
C Milwaukee 53226 ... Mayfair Plaza, 2421 N. Mayfair Rd.
A I U Milwaukee 53202 ... 615 E. Michigan St.

CANADA

Canadian General Electric Company, Ltd.
Toronto

GENERAL ELECTRIC SERVICE SHOPS

WHEN YOU NEED SERVICE ... These GE service shops will repair, recondition, and rebuild your electric apparatus. The facilities are available day and night, seven days a week, for work in the shops or on your

premises. Latest factory methods and genuine GE renewal parts are used to maintain peak performance of your equipment. For full information about these services, contact your nearest service shop or sales office.

ALABAMA

Birmingham 35211 ... 1500 Mims Ave., S. W.

ARIZONA

Phoenix 85019 ... 3840 W. Clarendon Ave.
... (Instrumentation Service)

CALIFORNIA

Inglewood 90301
... Los Angeles Instrumentation Service
Los Angeles 90001 ... 6900 Stanford Ave.
Oakland 94608 ... 3400 Wood St.
Sacramento 95814 ... 89 North 17th St.
San Francisco 94103 ... 1098 Harrison St.

COLORADO

Denver 80205 ... 3353 Larimer St.

CONNECTICUT

(Southington) Plantsville 06479
... 370 Atwater St.

FLORIDA

Jacksonville 32203 ... 2020 W. Beaver St.
(Miami) Hialeah 33010 ... 1042 E. 28th St.
Tampa 33601 ... P. O. Box 1245

GEORGIA

(Atlanta) Chamblee 30005
... 5035 Peachtree Industrial Blvd.

ILLINOIS

Chicago 60638 ... 6045 S. Nottingham Ave.

INDIANA

Pl. Wayne 46803 ... 1731 Edsall Ave.
Indianapolis 46222 ... 1740 W. Vermont St.

IOWA

(Davenport) Bettendorf 52722
... 1025 State St.

KENTUCKY

Louisville 40209 ... 3900 Crittenden Dr.

LOUISIANA

New Orleans 70114 ... 1115 De Armas St.

MARYLAND

Baltimore 21230 ... 920 E. Fort Ave.

MASSACHUSETTS

(Boston) Medford 02155
... 3960 Mystic Valley Parkway

MICHIGAN

Detroit 48202 ... 5950 Third St.
Flint 48505 ... 1506 E. Carpenter Rd.

MINNESOTA

Minneapolis 55430 ... 2025-40th Ave., N.
W. Duluth 55807 ... P. O. Box 7198

MISSOURI

Kansas City 64120 ... 3525 Gardner Ave.
St. Louis 63110 ... 1115 East Road

NEW YORK

Albany 12205 ... 1097 Central Ave.
Buffalo 14211 ... 318 Urban St.
Clifton, N. J. 07012
... New York Instrumentation Service
North Bergen, N. J. 07047
A I M U Schenectady 12305 ... 6001 Tonnelle Ave.
... (Instrumentation Service) 1 River Road
Syracuse 13208 ... 1015 E. Hiawatha Blvd.

NORTH CAROLINA

Charlotte 28208 ... 2328 Thrift Road

OHIO

Cincinnati 45202 ... 444 W. Third St.
Cleveland 44125 ... 4477 East 49th St.
Columbus 43229 ... 6660 Huntley Rd.
Toledo 43605 ... 405 Dearborn Ave.
Youngstown 44507 ... 272 E. Indiana Ave.

OREGON

Portland 97210 ... 2727 N. W. 29th Ave.

PENNSYLVANIA

Allentown 18103 ... 668 E. Highland St.
Johnstown 15905 ... 841 Oak St.
Philadelphia 19124 ... 1040 E. Erie Ave.
(Pittsburgh) West Mifflin, Pa. 15122
... 4930 Buttermilk Hollow Rd., R. D. #1
York 17403 ... 54 N. Harrison St.

TENNESSEE

Knoxville 37914
... 2621 Gov. John Sevier Hwy.
Memphis 38107 ... 708 No. Main St.

TEXAS

Corpus Christi 78401 ... 115 Waco St.
Dallas 75235 ... 3202 Manor Way
Houston 77020 ... 5534 Harvey Wilson Dr.
Midland 79701 ... 704 S. Johnston St.

UTAH

Salt Lake City 84110 ... 301 S. 7th West St.

VIRGINIA

Richmond 23224 ... 1403 Ingram Ave.
Roanoke 24013 ... 1004 River Ave., S. E.

WASHINGTON

Seattle 98134 ... 3422 First Ave., S.
Spokane 99211 ... E. 4323 Mission St.

WEST VIRGINIA

Charleston 25328
... 306 MacCorkle Ave., S. E.

WISCONSIN

Appleton 54910 ... P. O. Box 83
Milwaukee 53207 ... 235 W. Oklahoma Ave.

Read-only memory increases overall computer performance

You can think of the GE-PAC 30 as having two levels of architecture—the user-level and the micro-level. The micro-level has a limited set of hardware instructions, groups of which are pre-programmed and pre-wired into a special, high-speed read-only memory. These combinations of micro-level instructions are used to fetch, decode, and execute user-level instructions from core memory. Thus the user-level does not concern itself with dedicated processor hardware. It merely reflects how the micro or “inner” machine happens to be programmed. This technique lets you extend the standard instruction repertoire or, if required, emulate some other user-level instruction set. Or you can program an entire application at the micro-level using core memory merely as a high speed storage device.

Think of the flexibility. You can extend your standard instruction set. You can implement entire application functions by wiring them right into the read-only memory. You can get far better performance from the computer. You can protect key

programs and minimize core requirements.

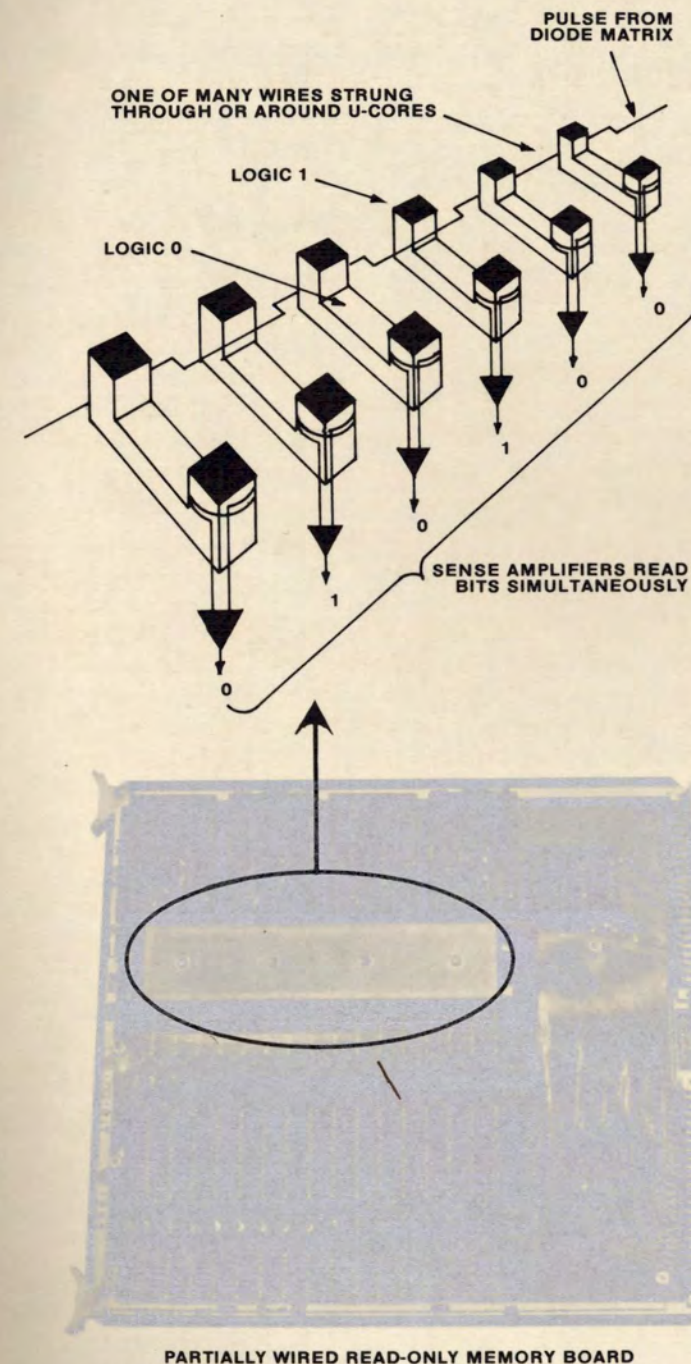
Micro-programming helps eliminate software

Micro-programming can eliminate conventional software subroutines for mathematical functions such as dividing and multiplying. Or it can be used to complement the software, thus accomplishing the end result faster and more efficiently.

We'll wire to your specs

You can design and program your own micro machine. Just send us a tape and we'll wire a special read-only memory board. In this way, your system can be tuned to your particular application at low cost. In a process control situation, for example, high priority functions can be wired into the ROM. You can eliminate much of the normal software and increase computing speed.

The read-only memory also allows us to build-in special user-level control instructions without redesigning machine hardware. You get improvements and new instructions faster.



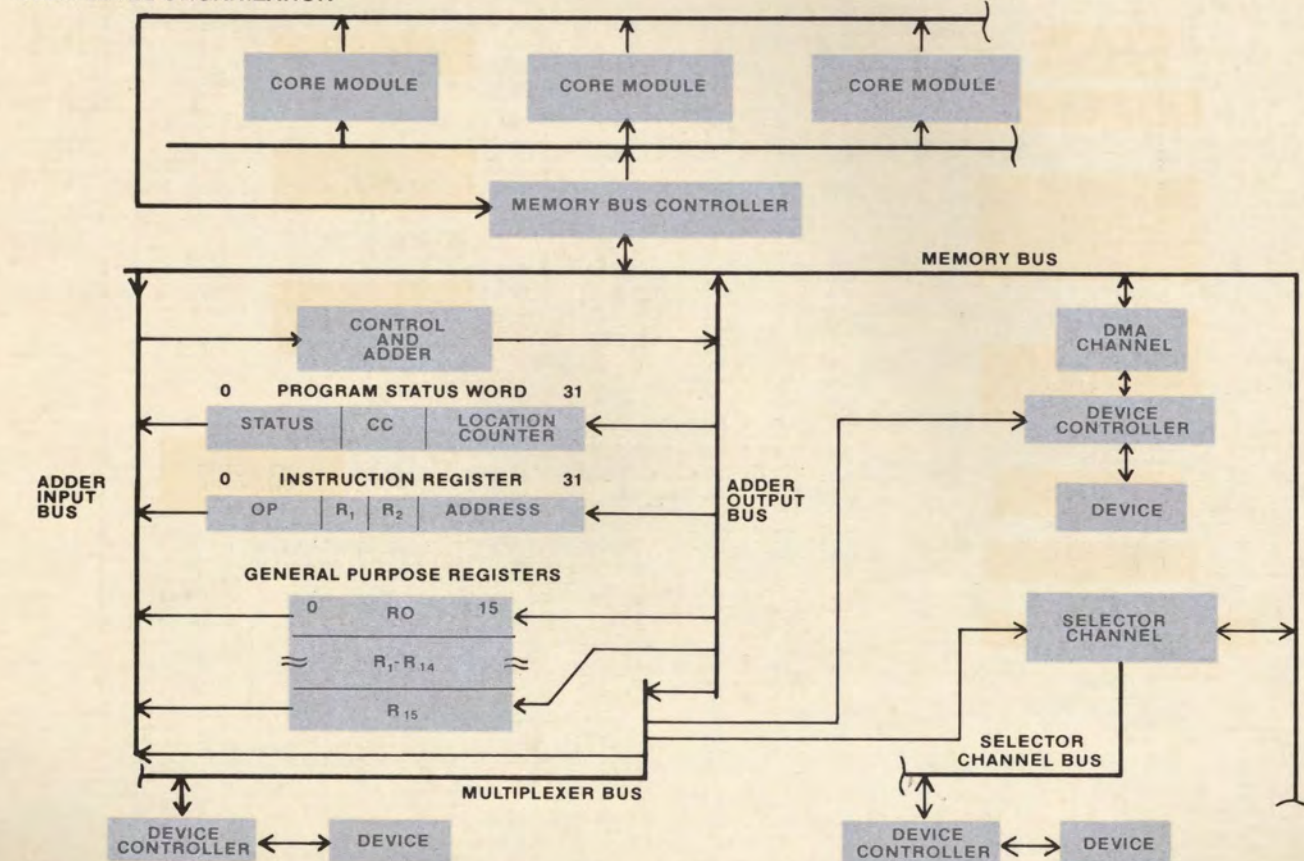
On the read-only memory board, the micro-program is wired into 16-bit micro-instruction words. As shown in the diagram, the “word lines” are threaded through the magnets, one line for each 16-bit word. Depending on whether the wire is threaded inside or outside, you get a “1” or “0” output pulse when an input pulse is sent down the word line. The action is simple and very high speed. In fact, the micro-instructions wired on the ROM are executed many times faster than the user-level instructions.

User-level hardware characteristics

	GE-PAC 30-1	GE-PAC 30-2
Memory cycle time	1.5 us	1.0 us
Memory word length	16 bit	16 bit
Instruction register	32 bit (core)	32 bit (hardware)
Program status register	32 bit (core)	32 bit (hardware)
General purpose registers	16 x 16 bit (core)	16 x 16 bit (hardware)
Number of instructions	77	93 (incl. fl. pt. option)
Add halfword (RX)	38 us	5.6 us
Load halfword (RX)	37 us	4.8 us
Multiply (H/W option)	107/155 us	24/40 us
Write block	(50 + 10n) us	(14 + 6n) us
Multiplexer I/O (8 bit):		
Max. number of devices	256	256
Max. transfer rate	6KBS	20KBS
Block transfer option	100KBS	150KBS
Selector (I/O 8 bit):		
Max. number of devices (per channel)	25	25
Transfer rate	500KBS	500KBS
DMA channel I/O (16 bit):		
Max. number of devices (per DMA)	1	1
Transfer rate	750KBS	900KBS

The most significant difference between the GE-PAC 30-1 and 30-2 is in instruction execution times. The 30-1 costs less and is highly flexible, while the 30-2 is far more powerful at the user level. As you can see, floating point hardware is available only on the GE-PAC 30-2.

USER-LEVEL ORGANIZATION



At this level, the GE-PAC 30's have 16 general purpose registers, a 32-bit instruction register, and 32-bit program status words. The R_1 and R_2 fields in the instruction word are typically used to determine the destination and source of data for a particular instruction. Input/output can be

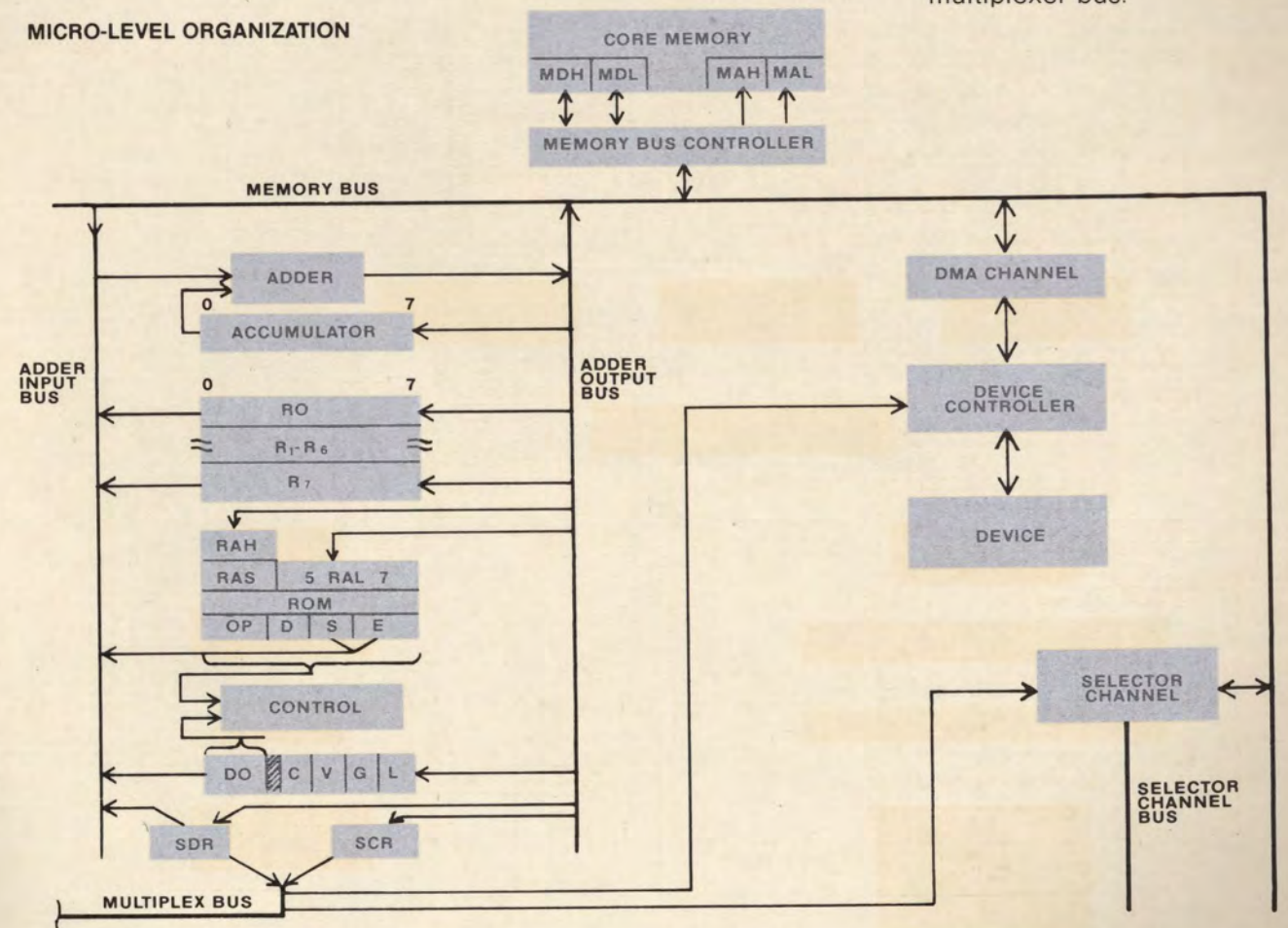
at three levels: *programmed*, via the multiplexer bus; *interleaved*, via the selector channel; or *cycle-stealing*, via the Direct Memory Access channel. The system, though very real to the user, is merely the result of the micro-programming in the inner machine.

Micro-level hardware characteristics

	GE-PAC 30-1	GE-PAC 30-2
ROM memory cycle time	0.19 us	0.20 us
Memory word length	16 bit	16 bit
Accumulator	8 bit	16 bit
General Registers	8 x 8 bit	6 x 16 bit
ROM instruction register	16 bit	16 bit
Parallel adder	8 bit	16 bit
Instruction decoding	ROM program	special ROM (DROM)
No. of instructions	16	16
Add	0.76 us	0.80 us
(8 bit + 8 bit)		(16 bit + 16 bit)
Load	0.38 us (8 bit)	0.40 us (16 bit)
Input/output (multiplexer)	via I/O registers	single instruction direct from general registers

At the micro-level, the GE-PAC 30-1 has a slightly faster instruction time than the 30-2. However, the 30-2 is far more powerful, having a 16-bit adder, 16-bit general registers, and 16-bit data paths, while the 30-1 has an 8-bit organization. Input/output on the 30-2 is faster because the data is transferred directly from a general register to the multiplexer bus.

MICRO-LEVEL ORGANIZATION



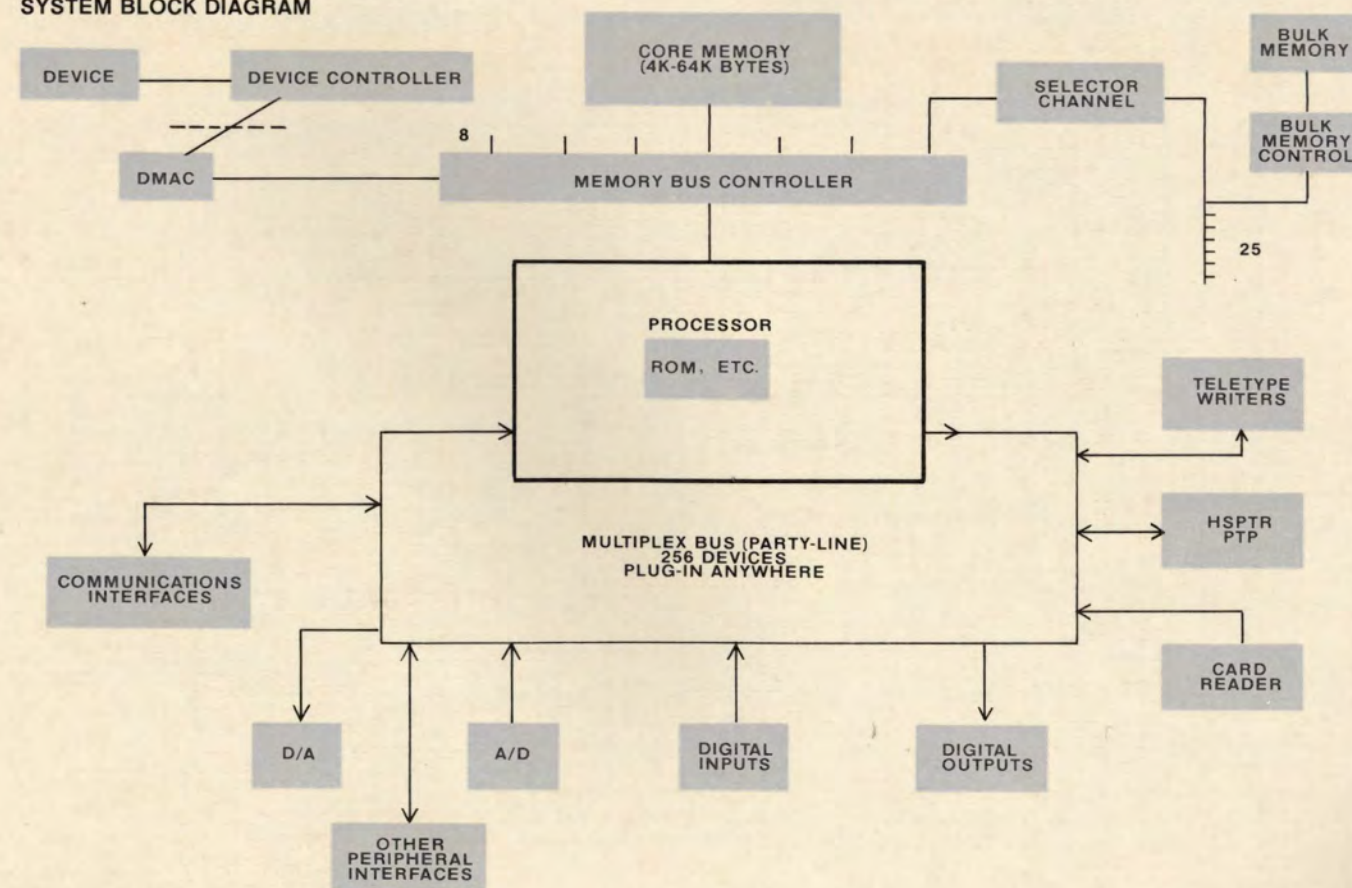
In this micro-level machine organization of a GE-PAC 30-1, the "control" function is concerned only with executing instructions from the read-only memory. The system shows a very general purpose organization, not biased

toward emulating any specific machine. The GE-PAC 30-2, however, goes to considerable lengths to enhance emulation of the user-level system, thus the significant difference in user-level performance.

Modular building blocks are field expandable

The GE-PAC 30 is built in easy-to-install, easy to maintain modules so you can customize to fit particular applications even in the field. Both the memory bus and multiplexer bus provide plug-in capability. Up to 256 devices can be handled by the multiplexer bus. The memory bus can handle combinations of up to 8 processors, selector channels, or direct memory access channels.

SYSTEM BLOCK DIAGRAM



Three I/O modes match the GE-PAC 30 to your application needs

Input/output channels, ranging in speed from modest to very fast, give you all the input/output flexibility you need:

Multiplexer channel transfers byte-oriented data between the central processor and peripheral devices at speeds varying from 10 to 150,000 bytes per second.

Depending on the instruction used, either single bytes or whole blocks of bytes can be transferred. Up to 256 separate devices can be run off the multiplexer channel—simultaneously, which provides the kind of I/O flexibility needed in many control applications.

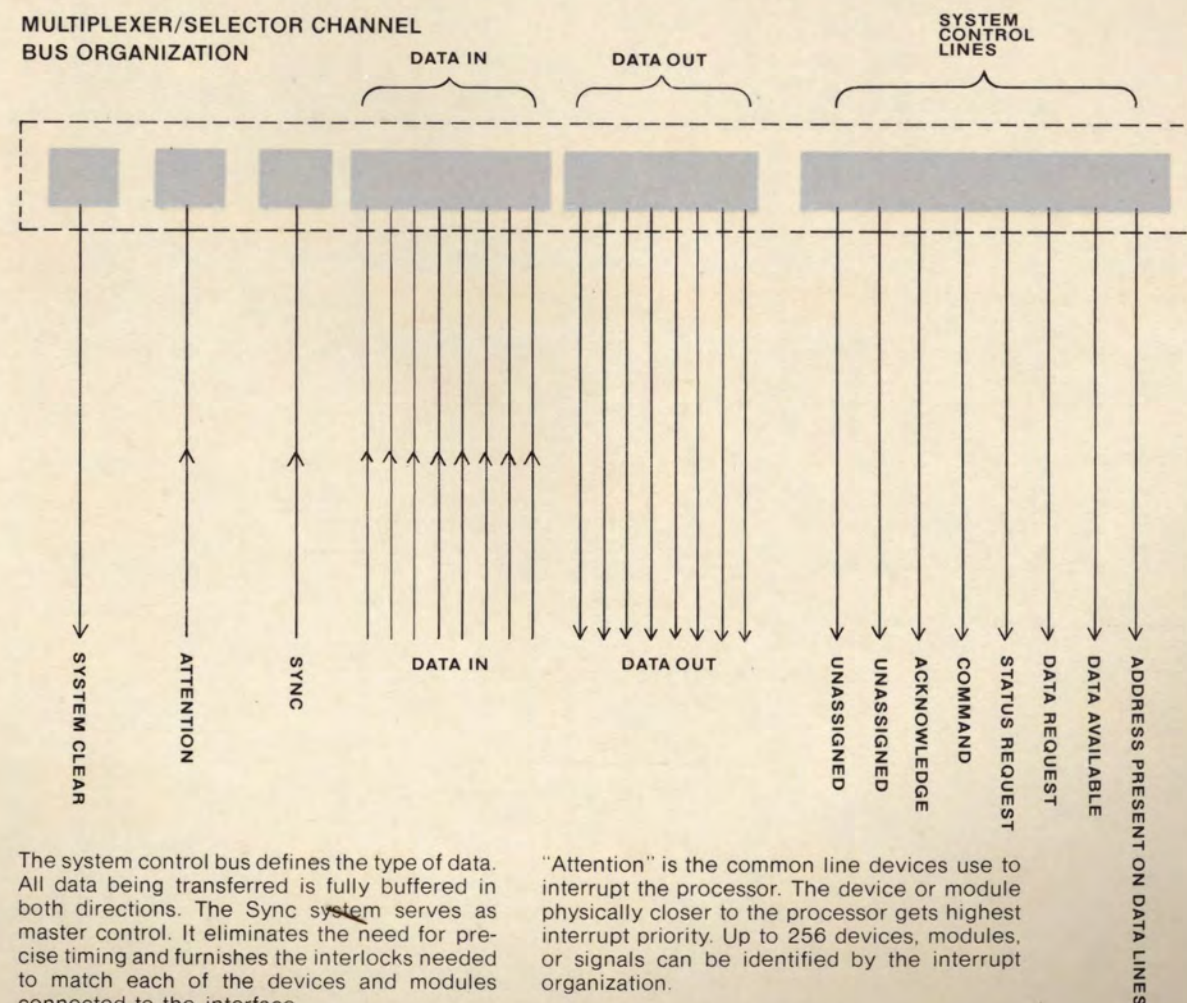
Selector channel is the medium-speed mode. It

transfers data in bytes between memory and high speed peripheral devices. Twenty-five such devices can be connected to a single selector channel bus. The central processor is used only to set up and start data transfer. At any one time, only one device on a bus may be operational. Simultaneity can be provided by multiple selector channels.

Once underway, the selector channel does the transfer by itself, thus freeing the processor for other work.

The direct memory access channel is a high-speed, 16-bit data path from memory to a special purpose device. The special device transmits data directly to memory so that a single "go" instruction is all that is required of the processor.

MULTIPLEXER/SELECTOR CHANNEL BUS ORGANIZATION



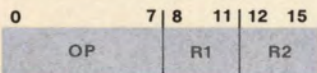
The system control bus defines the type of data. All data being transferred is fully buffered in both directions. The Sync system serves as master control. It eliminates the need for precise timing and furnishes the interlocks needed to match each of the devices and modules connected to the interface.

"Attention" is the common line devices use to interrupt the processor. The device or module physically closer to the processor gets highest interrupt priority. Up to 256 devices, modules, or signals can be identified by the interrupt organization.

GE-PAC 30 instructions


Your GE-PAC 30 comes with three instruction formats, RR, RX, and RS. The 4-bit R1, R2, and X2 fields each specify one of the 16 general registers.

RR format:



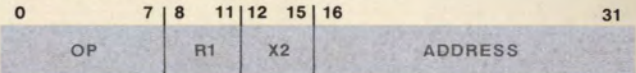
RR instructions are for operations between the general registers.

RX format:



RX instructions are for operations between the general registers and memory.

RS format:



RS instructions are for shifting, branching, and immediate-operand instructions.

A powerful instruction repertoire comes with the GE-PAC 30 in both the user and micro levels:

USER-LEVEL INSTRUCTIONS											
Type	Operation	Mnemonic	Format	GE-PAC 30-1 us	GE-PAC 30-2 us	Type	Operation	Mnemonic	Format	GE-PAC 30-1 us	GE-PAC 30-2 us
Load and Store Instructions	Load Halfword	LHR	RR	25	2.8	Input/Output	Branch on Index Low or Equal	BXLE	RS	44	11.2
		LH	RX	37	4.8		Branch on Index High	BXH	RS	44	11.6
		LHI	RS	37	3.2		Branch Unconditional	BR	RR	28	4.8
	Store Halfword	STH	RX	32	6.0			B	RX	34	6.0
	Load Byte	LBR	RR	22	3.6		Branch on Zero	BZ	RX	34	6.0
		LB		32	5.2		Branch on Not Zero	BNZ	RX	34	5.6
	Store Byte	STBR	RR	24	4.8		Branch on Plus	BP	RX	34	5.6
		STB	RX	34	6.0		Branch on Not Plus	BNP	RX	34	6.0
	Load Program Status Word	LPSW	RS	43	8.0		Branch on Minus	BM	RX	34	5.6
							Branch on Not Minus	BNM	RX	34	6.0
Fixed Point Arithmetic Instructions	*Load Multiple	LM	RX	—	8.4 + 3.2n		Branch on Carry	BC	RX	34	5.6
	*Store Multiple	STM	RX	—	8.0 + 3.6n		Branch on Overflow	BO	RX	34	5.6
	*Autoload	AL	RX	—	14 + 10.8n		Branch on Low	BL	RX	34	5.6
	Add	AHR	RR	28	3.2		Branch on Not Low	BNL	RX	34	6.0
		AH	RX	38	5.6		Branch on Equal	BE	RX	34	6.0
		AHI	RS	38	4.0		Branch on Not Equal	BNE	RX	34	5.6
	Add with Carry	ACHR	RR	30	3.6	No operation	NOPR	RR	29	4.8	
		ACH	RX	40	6.0		NOP	RX	34	5.6	
	Subtract	SHR	RR	28	3.2	Read Data	RDR	RR	38	6.0	
		SH	RX	38	5.6		RD	RX	40	8.0	
Floating Point Arithmetic Instructions (optional)		SHI	RS	38	4.0	Write Data	WDR	RR	33	6.0	
	Subtract with Carry	SCHR	RR	30	3.6		WD	RX	41	7.2	
		SCH	RX	40	6.0	Read Block (optional)	RBR	RR	50 + 10n	16 + 6.5n	
	Multiply (optional)	MHR	RR	107-146	22.8-35		RB	RX	51 + 10n	14 + 6.4n	
		MH	RX	141-154	24-40	Write Block (optional)	WBR	RR	50 + 10n	16 + 6n	
	Divide (optional)	DHR	RR	98-180	38-44		WB	RX	51 + 10n	14 + 6n	
		DH	RX	102-195	38.1-45	Acknowledge Interrupt	AIR	RR	41	8.0	
	*Add	AE	RX	—	56 av.	Sense Status	SS	RX	40	8.4	
	*Subtract	SE	RX	—	57 av.	Output Command	OCR	RR	33	6.0	
							OC	RX	41	7.2	
MICRO-LEVEL INSTRUCTIONS											
Type	Operation	Mnemonic		GE-PAC 30-1 nsec	GE-PAC 30-2 nsec	Type	Operation	Mnemonic		GE-PAC 30-1 nsec	GE-PAC 30-2 nsec
Logical Instructions						Branch Instructions	Add (8 bit)	A		760	(16 bit) 800
							Add Immediate	A		760	800
							Subtract	S		760	800
							Subtract Immediate	S		760	800
	OR	OHR	RR	27	2.8		Exclusive OR	X		380	400
		OH	RX	37	5.6		Exclusive OR Immediate	N		380	400
		OHI	RS	37	3.6		And	O		380	400
	Exclusive OR	XHR	RR	27	2.8		And Immediate	L		380	400
		XH	RX	37	5.2		Inclusive OR	C		380	400
		XHI	RS	37	3.6		Inclusive OR Immediate	T		380	400
Shift Instructions	Compare Logical	CLHR	RR	29	3.2		Branch on Condition	B		760	800
		CLH	RX	39	5.6		Branch on Counter			—	800
		CLHL	RS	39	4.0	Do	D		Special	—	Special
	Shift Left Arithmetic	SLHA	RS		5.2 + 4n	Decode			—	—	—
	Shift Right Arithmetic	SRHA	RS		4.0 + 3n						
					0 ≤ n < 15						
	Shift Left Logical	SLHL	RS		4.0 + 4n						
	Shift Right Logical	SRHL	RS		4.0 + 4n						
	Branch Instructions	Branch and Link	BALR	RR	25	3.6					
		BAL	RX	33	4.8						
Branch on False Condition		BFCR	RR	28	4.8						
		BFC	RX	34	6.0						
Branch on True Condition		BTCR	RR	29	4.8						
		BTC	RX	34	5.6						

*GE-PAC 30-2

Peripherals to complement your GE-PAC 30

Teletypewriters — ASR 33, ASR 35, KSR 35, or RO 35.

High speed paper tape reader and punch — 300 character/sec. reader and 60 character/sec. punch.

Card reader — 200 cards per minute.

Bulk memory — drum.

Plus interfaces:

Printer — 300 lines per minute.

X-Y plotter.

X-Y scope.

CRT subsystem.

Digital voltmeter.



Wide range of software is available...plus other special General Electric services

Standard software offerings with the GE-PAC 30 come under both the user and micro-levels:

User-level software

Utility—Three loaders are available including absolute, relocatable, and general. Also, there is Editor for paper tape preparation and a number of math routines.

Language processing—Assembler including single-pass and multi-pass for paper tapes or cards. FORTRAN is interactive. Linkage capability exists between the interpretive FORTRAN system and Assembly written routines to permit building a real-time system.

Debugging—Hexadecimal debug package allows you to debug or modify a program from the

Teletypewriter keyboard.

Diagnostic—Available for many GE-PAC 30 functional modules.

Micro-level software

All micro-level software is coded to run on the standard versions of both the GE-PAC 30-1 and 30-2. Included is an Assembler and a Debug/Simulator package which will simulate the micro-machine in user core. This lets you execute and checkout the micro-program before it is committed to a wired ROM. When the program is debugged, the system generates a tape which in turn generates ROM wiring instructions and finally checkout of the wired board.

You can add special instructions or put whole functions in the ROM. Your system designer or

programmer has the flexibility to decide what belongs in the ROM or in user-level code.

Application library

General Electric is presently planning to build a library of application software which, when completed, will be made available to customers. Many programs developed by other General Electric components will be incorporated in the library. By making such software available to you, you can save much of your own development costs. General Electric plans to make documentation guidelines available to customers who are willing to aid in the development of this application software library.


Engineering and programming assistance

This assistance is available on a contract basis.

The Process Computer Department and our Process Measurement and Control Systems Operations stand behind you with complete hardware and software back-up. We can also draw from the nearest of six regional systems offices or from a wealth of other General Electric resources.

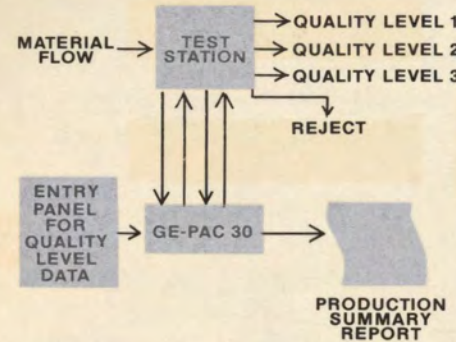
Nationwide Service

You can arrange for installation and monthly maintenance to best fit your needs. Our installation and service engineers and service shops are situated throughout the country ready to offer assistance when you need it. Regional depots can supply spare parts fast. In short, when you buy from General Electric, you not only buy quality, but you get unmatched support whenever you need it.



Typical applications and how you can benefit from a GE-PAC 30

PRODUCTION TEST (ELECTRONIC COMPONENTS)



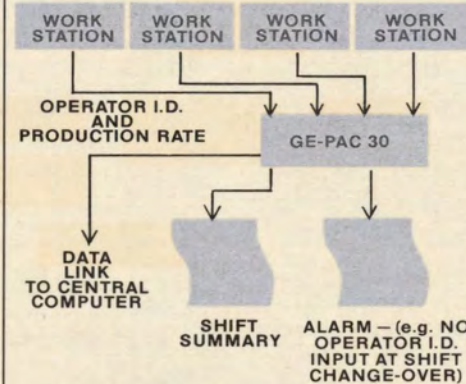
Functions

- Sequence tests
- Evaluate test data
- Separate components by quality
- Prepare production summary

Benefits

- Testing can be more complete
- Increased production rate
- Finer product structure
- Complete production record

PRODUCTION PROCESS MONITORING



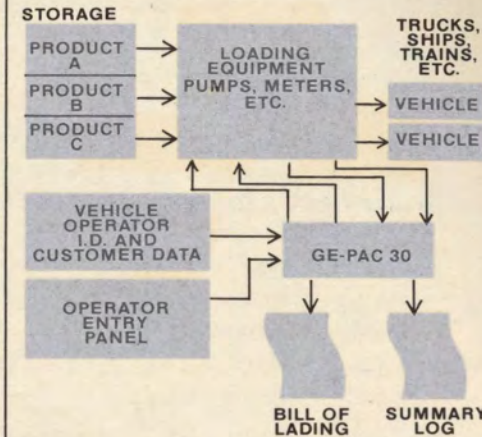
Functions

- Summarize production rate by operator
- Print-out local shift summary
- Pass on production data to central computer

Benefits

- Shift-to-shift variations
- Operator-to-operator variations
- Reduced paperwork at work stations
- Real-time production data for scheduling
- Reduced inventory

LOADING TERMINAL AUTOMATION



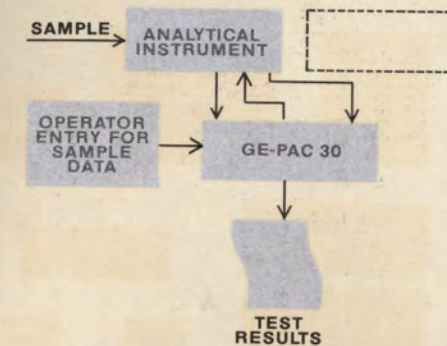
Functions

- Determine vehicle operator validity
- Check equipment interlocks
- Initiate and measure product transfer
- Halt product transfer
- Prepare bill of lading, etc.
- Prepare operations summary

Benefits

- Reduced product losses
- Reduced clerical labor
- Faster turnaround
- Increased capacity

INSTRUMENT CONTROL



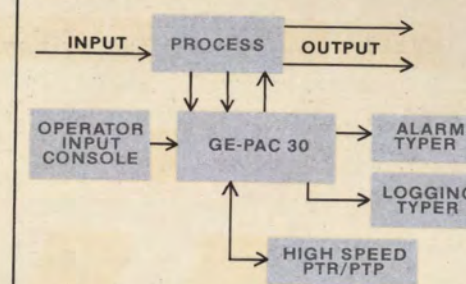
Functions

- Calibration
- Admit or position sample
- Activate instruments
- Store data
- Calculate parameters
- Print-out results

Benefits

- Reduced manual computations
- Improved accuracy
- Automatic calibration
- Reduced instrument idle time
- Multi-instrument potential

PROCESS CONTROL (SMALL-SCALE)



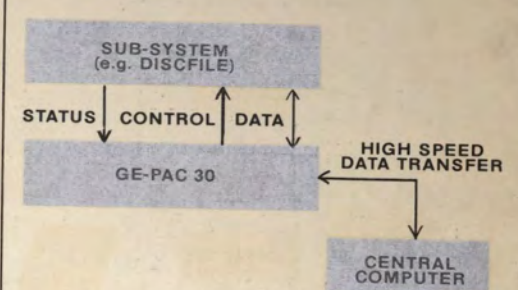
Functions

- Measure flows, pressures, temperatures, etc.
- Calculate operating parameters
- Provide operating set point
- Monitor and alarm critical points
- Provide periodic operator information

Benefits

- Better control
- More uniform product
- Better allocation of manpower
- More accurate process data
- Higher production capacity
- Lower per-unit production costs

SUB-SYSTEM CONTROLLER



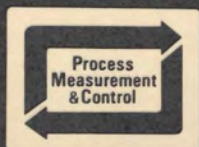
Functions

- Monitor sub-system status
- Halt operations if required
- Initiate sub-system
- Transfer data to and from subsystem
- Format data for central computer
- Transfer data to and from central computer

Benefits

- Reduced development time
- Easily modified
- Allows pre-formatting and processing, thus easing central computer load

Think Mini



GE-PAC 30 process computer.
Best of the new breed of mini-computers. Extremely flexible.
Highly reliable. Easy to program.
Easy to reconfigure. Powerful.

Fast. Support and service is already in place near you. Remember, 60 years of General Electric control experience stand ready to help you. Move now. Contact your nearest Industrial Sales Office.

GENERAL  **ELECTRIC**

Process Computer Department
Phoenix, Arizona