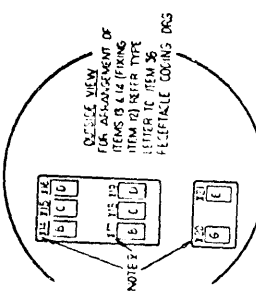
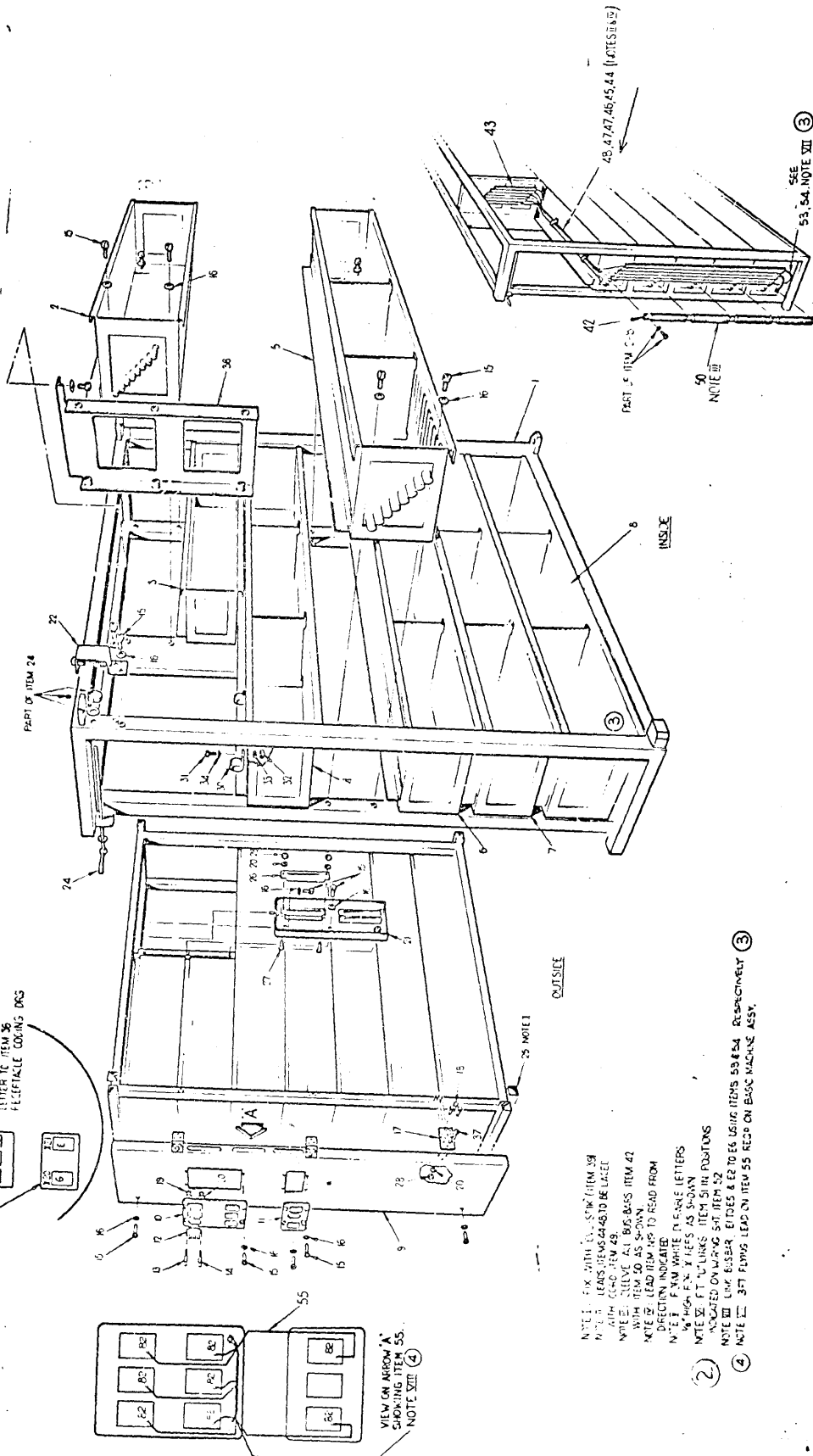


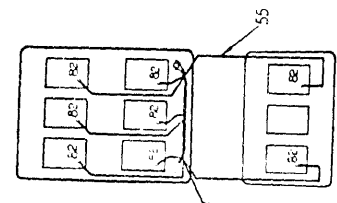
ISS CHANGES

1	SRL 399/10 PDI	9-9-64
2	182-A/002. 1" 2A/015	5-11-64
3	682B	19-3-65
4	749D INSET ADDED	29-6-65

682B
749D



OUTSIDE VIEW
FOR ARRANGEMENT OF
ITEMS B & C (FIXING
ITEM 20) REFER TYPE
LETTER TO ITEM 36
ELECTRICAL COILING DRG



VIEW ON ARROW 'A'
SHOWING ITEM 55.
NOTE VIII (4)

- NOTE I. FIX WITH 1/4" DIA. (ITEM 39)
- NOTE II. LEANS ITEMS 44 & 45 TO BE LACED
- NOTE III. CHOC ITEM 49.
- NOTE IV. REMOVE AT BUS BARS ITEM 42
- NOTE V. LEAD TO BE AS SHOWN
- NOTE VI. LEAD TO BE AS SHOWN
- NOTE VII. LEAD TO BE AS SHOWN
- NOTE VIII. FAN WHITE, PLEASE LETTERS
- NOTE IX. HIGH FAN X FEELS AS BUS BARS
- NOTE X. FT. LINKS ITEM 51 IN POSITION
- NOTE XI. LINK BUSES, ETHER & 62 TO BE USING ITEMS 53 & 54 RESPECTIVELY (3)
- NOTE XII. 3FT. FLYING LEAD ON ITEM 55 RECD ON BASIC MACHINE ASSY.

VIEW SHOWING DISPOSITION OF BUS BARS

	DOOR	888907	4	ISSUE	4	DRAWN TO	ISSUE	4	
	02	ASSEMBLY	4	ISSUE	4	PROV. STD	SHEET	4	
				790110		790110			
				SHEET		SHEET			
				1		1			
				2		2			
				3		3			
				4		4			
				5		5			
				6		6			
				7		7			
				8		8			
				9		9			
				10		10			
				11		11			
				12		12			
				13		13			
				14		14			
				15		15			
				16		16			
				17		17			
				18		18			
				19		19			
				20		20			

ITEM No.	ISSUE No. IN	ISSUE No. OUT	PART No.	QTY	DESCRIPTION	ITEM No.	ISSUE No. IN	ISSUE No. OUT	PART No.	QTY	DESCRIPTION
1	3		5008076	F	WELD FRAME	31	1		5000046	P	SCREW
2	1		5000294	A	CARD BOX	32	1		860899	P	NUT
3	1		5000295	A	CARD BOX	33	1		885705	P	SPR WHR
4	1		5000296	A	CARD BOX	34	1		1866	P	WHK
5	1		5000297	A	CARD BOX	37	1		880801	P	SCREW SUPP
6	1		5000298	A	CARD BOX	38	1		887941	F	END SUPP
7	1		5000299	A	CARD BOX	39	1		702831	S	AR
8	1		5000300	A	CARD BOX	42	1		5000343	P	EVOSTIK
9	1		887606	A	CARD BOX	43	1		5000342	P	BUS BAR
10	1		887611	P	MTG PANEL	44	1		5000346	A	BUS BAR
11	1		887612	P	MTG PANEL	45	1		5000347	A	B B LINK
12	1		889568	O	CONNECTOR	46	1		5000348	A	B B LINK
13	1		889566	O	GUIDE SKT	47	1		5000349	A	B B LINK
14	1		889567	O	GUIDE PIN	48	1		5000350	A	B B LINK
15	3		232	P	SCREW	49	1		958409	R	BUS BAR
16	3		879070	O	WASHER	50	1		DA85155	O	CORD
17	1		889700	O	HINGE	51	2		5000048	O	SLEEVEING
18	1		769265	O	SCREW	52	2		5005046	O	U LINK
19	1		860899	P	NUT	53	3		5008074	A	WIRING SHT
20	1		872675	O	WASHER	54	3		5008075	A	B B LINK
21	1		887960	F	BACK SUPP	55	4		5010899	A	B B LINK
22	3		887591	F	CATCH HAND						EARTH CONN
24	1		880876	O	CAP						
25	1		88012	O	CONNECTOR						
26	1		880803	P	SCREW						
27	1		880779	P	NUT						
28	1		880114	O	P CLIP						
30	1										
						40	1	4	CHANGES		
						41	1	4	5000331	A	7490
						1	1	3	958429	R	7490
						15	1	3	887586	F	6828
						16	1	2	ADDED		6828
						22	1	3	879070	O	PD6269
						23	1	3	887590	A	6828
									887599	F	6828

I.C.T.	DOOR	ISSUE	4	ISSUE	4
	02	ASSEMBLY	888907	SHEET	2
		DRN. TO	ISSUE	4	
		PROV. TO	SHEET	1	2
		790110	ISSUE NUMBERS OF OTHER SHEETS	AT THE TIME OF ISS. THIS SHT.	
			8	9	10
			11	12	13
			14	15	16
			17	18	19
			20		