Processor and Bus Support for Agilent Technologies Logic Analyzers

Configuration Guide
Tools to Accelerate Your Debugging Process
May 1, 2001

Configuring a logic analysis system for your specific application is as easy as one, two, three. To configure a system you must select products that will 1. Probe, 2. Acquire, and 3. Analyze the data from your system. The following figure gives a quick overview of typical system considerations.

Use the information in each of the sections listed to help you configure a system that will meet your specific measurement needs.

1. **Probing**
The physical and electrical connection to target signals

2. **Acquisition**
Data capture, stimulus and processor control

3. **Analysis**
View and analyze data in a form you easily understand to help debug problems faster

Accurate measurements start with reliable probing. Agilent Technologies offers a wide variety of probing accessories to support your measurement needs making it easy to connect your Agilent logic analyzer to your designs.

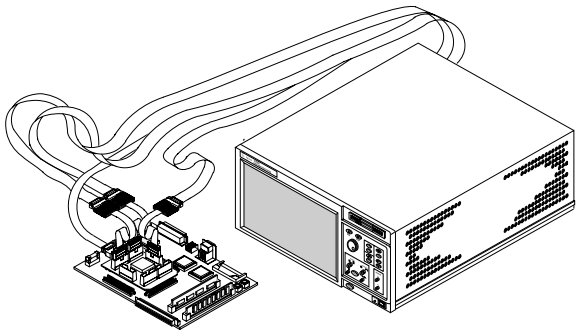

Probing Adapters
- General Purpose Lead Set
- High-density termination adapters
- Processor specific analysis probes

Frames with built-in acquisition or measurement modules
- State/Timing Analyzers
- Oscilloscopes
- Pattern Generators

Analysis Tools
- Post-processing Tool sets
- Debuggers

Table of Contents

Probing ..... pg 2
- General Purpose ..... pg 2
- Custom Probing ..... pg 3
- TQFP, PQFP Adapters ..... pg 4
- Device Specific – Processors, DSPs, Busses, etc ..... pg 5 (Real Time Trace and Emulation Products)

Logic Analysis Systems (Acquisition) ..... pg 9
- 16700 series frames ..... pg 10
- Measurement modules ..... pg 13
- 1670 Benchtops ..... pg 16

Analysis Tools ..... pg 17
- Application Software ..... pg 17
- Protocol Analysis Tools ..... pg 19
- Debuggers ..... pg 19

Example System Configuration ..... pg 20
uP and Bus Support Matrix ..... pg 21
Old to New Model Number Compatibility Table ..... pg 54
Third Party Contact Information ..... pg 55

Agilent Technologies

How To Determine Your Probing Needs

To determine what probing method is best to use you need to evaluate your needs and take the following into consideration:

- Number of signals to be probed
- Ability to design probing connectors into the target
- Probing clearance requirements
- Available probing devices
- Signal loading
- Ease of installation
- Package type
  - DIP Dual Inline Package
  - PGA Pin Grid Array
  - BGA Ball Grid Array
  - PLCC Plastic Leaded Chip Carrier
  - PQFP Plastic Quad Flat Pack
  - TQFP Thin Quad Flat Pack
- Package Pin Pitch (distance between centers of adjoining pins)
- Pin count

Probing Options:

General Purpose: Use as a convenient way to access individual signals anywhere on the target.

Custom Probing - Designed into the Target: Consider placing probing connectors directly on the target during board layout. Design for testability. (See pg 3)

IC Package Adapters: Simple means of connecting to all the pins of a PQFP or TQFP package. (See pg 4)

Device Specific: Probe devices specifically designed for processors, DSPs, busses, and programmable logic devices. (See pg 5)

Probing – General Purpose

General Purpose Lead Set: 01650-61608

Agilent Product Number	Description
01650-61608	General Purpose Lead Set

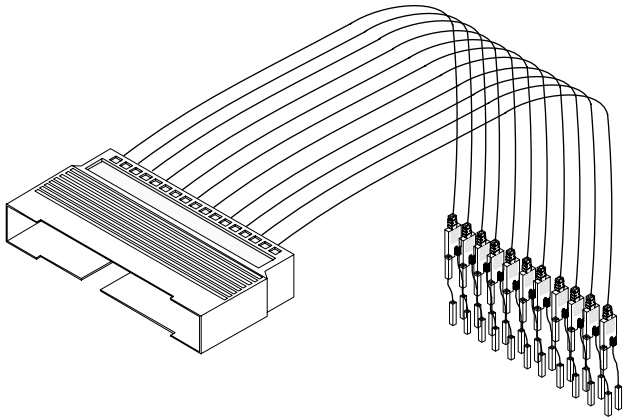

The Agilent Technologies Wedge Probe Adapter

The Agilent wedge probe adapter provides mechanically sound, noninvasive connection to adjacent pins on TQFP and PQFP packages.

Connect logic analyzer flying leads directly to the adapter; connect scope probes through a dual-head adapter.

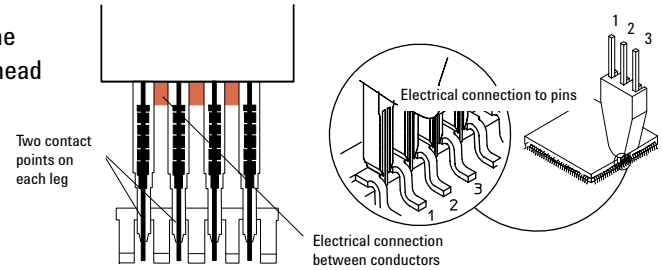

Number of Signals	Pin Pitch	Agilent Product #	Number of Agilent Wedges Included
3	0.5 mm	E2613A	1
3	0.5 mm	E2613B	2
8	0.5 mm	E2614A	1
16	0.5 mm	E2643A	1
3	0.65 mm	E2615A	1
3	0.65 mm	E2615B	2
8	0.65 mm	E2616A	1
16	0.65 mm	E2644A	1

Probing – Custom Probing (Designed into the Target System)

Designing a Probing Solution for Unique Applications

You can design test connections into your circuit using test headers with termination adapters. Details of how to do this are shown in *Probing Solutions for Agilent Technologies Logic Analysis Systems*, publication number 5968-4632E.

Standard Termination Adapter: 01650-63203
16 data channels
1 clock channel

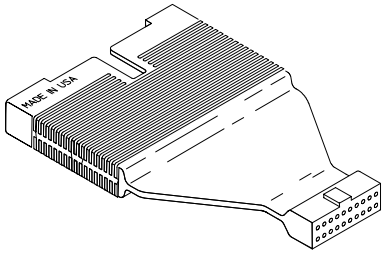

Agilent Product Number	Description
01650-63203	Standard Termination Adapter

Agilent E5346A High-Density Termination Adapter and E5339A Low Voltage Termination Adapter
32 data channels
2 clock channels

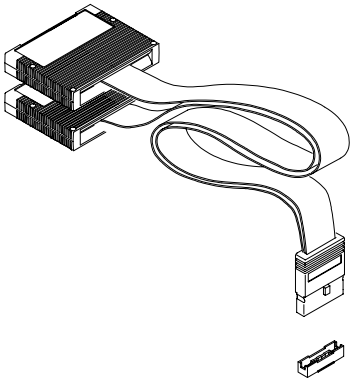

Mictor Connectors for High-Density Termination Adapters

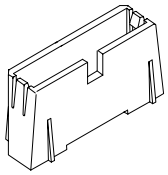

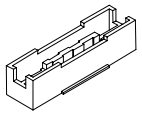

Agilent Product Number	Description
E5339A	Low Voltage Termination Adapter
E5346A	High-Density Termination Adapter
E5351A	High-Density Adapter
E5346-44701	Recommended Support Shroud
E5346-60002	High Speed Mictor Break-out Adapter
E5346-68701	Five Mictor Connectors and Five Support Shrouds

Probing – TQFP, PQFP Adapters

Agilent Technologies' state-of-the-art probe adapters offer a simple means of connecting to PQFP and TQFP packages with minimal "keep out" area. Agilent's reliable probes ensure trouble-free electrical and mechanical connection.

Elastomeric Probe Adapter

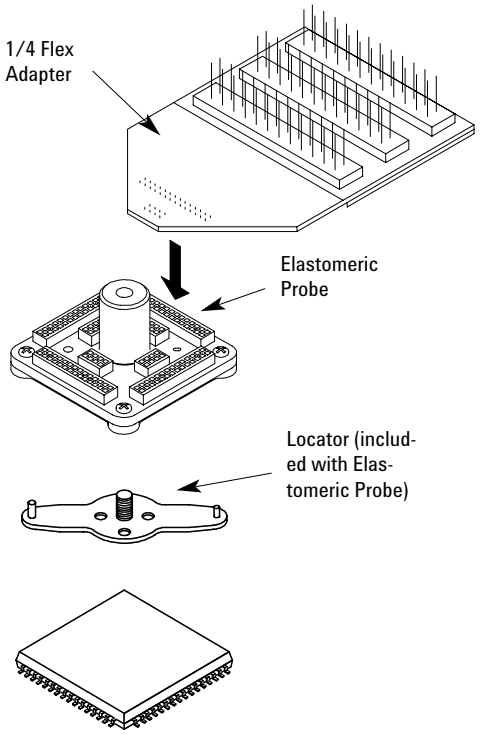

Package Adapter	Pin Pitch	Elastomeric Probe	1/4 Flex Adapter
144-pin TQFP	0.5 mm	E5336A	E5340A
144-pin PQFP/CQFP	0.65 mm	E5361A	E5340A
160-pin QFP	0.5 mm	E5377A	E5349A
160-pin PQFP/CQFP	0.65 mm	E5373A	E5349A
176-pin TQFP	0.5 mm	E5348A	E5349A
208-pin PQFP/CQFP	0.5 mm	E5374A	E5371A
240-pin PQFP/CQFP	0.5 mm	E5363A	E5371A

Probing – Device Specific

(Processors, DSPs, Controllers, Busses, and Programmable Logic Devices)

This document lists available processor and bus support products from Agilent Technologies and complimentary vendors. Agilent and our partners provide an extensive range of quality tools that offer non-intrusive, full-speed, real-time analysis and processor execution control to accelerate your debugging process. The following steps help you to determine the necessary products to meet your specific measurement needs.

Simply:

1. Determine if your device is supported (pg 5)

2. Select the products that meet your measurement needs (pg 5)

3. Verify analyzer support and compatibility (pg 8)

The following provides information on how to use the matrix starting on page 21 to accomplish each step.

1. Determine if your device is supported

Device Coverage

Device Manufacturer or Architecture and Name	Max Bus Clk MHz	Pin Count, Pkg Type

- Use the "Device Coverage" section of the matrix to find your processor, controller, bus, or programmable logic device. Processors are listed alpha-numerically, except for Intel and Motorola, where processors are grouped by family.

- The value in the 'Max Bus Clk MHz' column refers to the maximum supported external bus speed for the processor. In most cases this is not the speed of the processor.

  Example: Pentium with MMX has core speeds up to 233 MHz, but the external bus speed is 66 MHz.

- Supported package types are listed. In some cases an inverse assembler is separately available when the probing can be designed into the target. Check the notes column for available probing application notes and product literature for clearance requirements and target considerations.

Contact Agilent Technologies if you do not see support for your specific device . A sales representative can:

- determine if support is under development
- recommend third parties that design custom solutions
- direct you to information on how to design a test solution (refer to the probing section in this document)

2. Select the product(s) that meet your measurement needs.

Product Information

Product Type	Timing	State	Enhanced IA	Emulation	Setup Assist	3rd Party Vendor or Agilent Product Number	Price

The "Product Information" section of the matrix lists the available products for each device. The diagrams and tables on pages 6-8 give a high level overview of what each product type includes, provides, and requires as well as specifying compatibility.

The following describes the different measurement modes.

Timing – Data is sampled at regular intervals by the analyzer's internal clock. The captured trace is displayed as waveforms (asynchronous).

State – Clocking is supplied by the system under test and captured data is displayed as a sequential listing of logical states (synchronous). Included inverse assemblers convert the real-time trace into processor mnemonics.

Enhanced Inverse Assembler –Provides advanced filtering capabilities such as removal of unexecuted prefetches and certain cycle types. The specific filtering capabilities are processor dependent. Refer to the product literature for details.

Emulation – The product provides processor control including break, run, reset and single step, code download, and register/memory modification.

Setup Assistant – A menu driven interface that guides you through connecting and configuring a processor measurement. This feature is available on the Agilent 16600A and 16700 series frames.

Contact Agilent or the Appropriate Third Party for Your Selections

Contact an Agilent Technologies sales representative to order the products you have selected or to obtain more information. Agilent sales information as well as third-party contact information is listed on pg 55.

Real-Time Trace Products

Inverse Assembler
Software that converts a captured state trace into processor mnemonics.

Analysis Probes
(Formerly called Preprocessors)

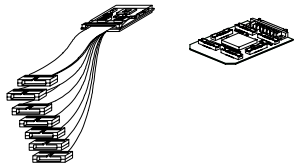

N-Trace Analysis Probe

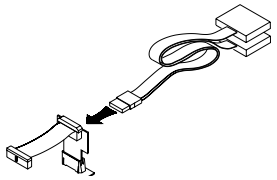

Emulation Solution

Emulation Solution
Option required to specify processor package type (Bundle of processor products for easier ordering and configuration. Works with the Agilent 16600A and 16700 series logic analyzers).

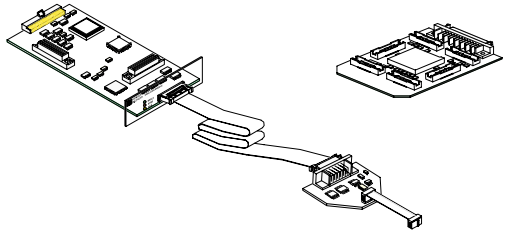

Inverse Assembler	
Includes	• Inverse assembler software
Provides	• Converts real-time trace into processor mnemonics
Requires	• Method for connecting to the processor either through the general purpose probes or through connectors designed onto the target

Analysis Probe	
Includes	• Inverse assembler (for analysis probes that support state mode) and configuration files • Analysis probe hardware (unless specified as inverse assembler only)
Provides	• Mechanical and electrical connection to the processor or bus • Real-time trace acquired in state and/or timing (supported modes of operation varies, check matrix for specific processor)
Requires	• Appropriate logic analyzer channel count (refer to matrix)

N-Trace Analysis Probe	
Includes	• E5346A cable, JTAG breakout board and configuration software
Provides	• Runtime trace information through special messages (status) and data
Requires	• Agilent 16600A or 16700 series frame with appropriate state/timing module • Debugger (available on your platform from third party)

Emulation Solution	
Includes	• Agilent B4620B Source Correlation tool set • Analysis Probe with any necessary package adapters and Inverse Assembler • Emulation Module
Provides	• Correlation of real-time trace to high level source code • Ability to set the logic analyzer trigger by clicking a line of source code • Real-time trace acquired in state and/or timing (supported modes of operation varies, check table for specific processor) • Processor control including break, run, reset and single step • Code download • Register/memory modification
Requires	• "A" versions require Agilent 16600A or 16700 series frame with an available emulation module slot • "B" versions require an Agilent 16700 Series frame with an available emulation module slot. • Option to specify processor package type.
Compatibility	• Debugger (available on your platform from a third party) • "A" versions work with Agilent 16600A and 16700 standard Emulation Control Interface • "B" versions work with Agilent 16700 standard Emulation Control Interface

Emulation Products

Emulation Probe - Agilent E5900A/B
(Formerly called Processor Probe or Software Probe)
Option required to specify processor family

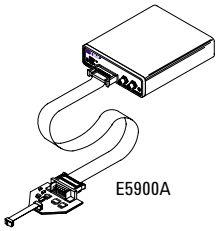
E5900A

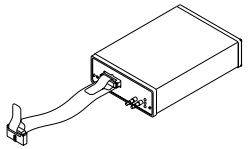
E5900B

Emulation Probe- Agilent E5900A/B	
Includes	• Standalone emulation probe, Target Interface Module (TIM), cables and firmware
Provides	• Processor control including break, run, reset and single step • Code download • Register/memory modification
Requires	• Option to specify processor family
Compatibility	• Debugger (available on your platform from third party) • E5900A works with Agilent 16600A and 16700 standard Emulation Control Interface • E5900B works with Agilent 16700 standard Emulation Control Interface • Controlled over LAN

Emulation Module - Agilent E5901A/B
Option required to specify processor family

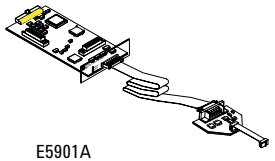
E5901A

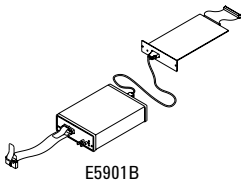
E5901B

Emulation Module- Agilent E5901A/B	
Includes	• Emulation Module, Target Interface Module (TIM), cables and firmware
Provides	• Processor control including break, run, reset and single step • Code download • Register/memory modification
Requires	• E5901A works with Agilent 16600A and 16700 series mainframes with an available emulation module slot • E5901B works with Agilent 16700 series mainframe with an available emulation module slot • Option to specify processor family
Compatibility	• Debugger (available on your platform from third party) • E5901A works with Agilent 16600A and 16700 standard Emulation Control Interface • E5901B works with Agilent 16700 standard Emulation Control Interface

Emulation Migration - Agilent E5902A/B
Option required to specify processor family

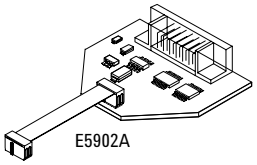
E5902A

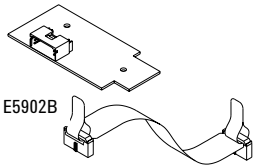
E5902B

Emulation Migration- Agilent E5902A/B	
Includes	• Target Interface Module (TIM), cables and firmware
Provides	• Processor personality change for existing emulation module or probe
Requires	• Existing emulation module or probe • Option to specify processor family

Emulation Products

Trace port analyzer - Agilent E5903A
Option required to specify processor family

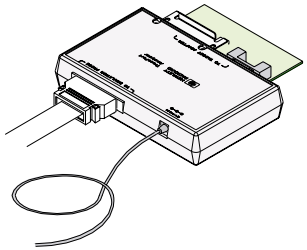

Trace port analyzer- Agilent E5903A	
Includes	• Trace port analyzer module, Target Interface Module (TIM), power supply, and cables
Provides	• Runtime trace information through special messages (status) and data
Requires	• Emulation probe or emulation module
Compatibility	• Debugger (available on your platform from third party)

Trace port analyzer - Agilent E5904B
Option required to specify processor family

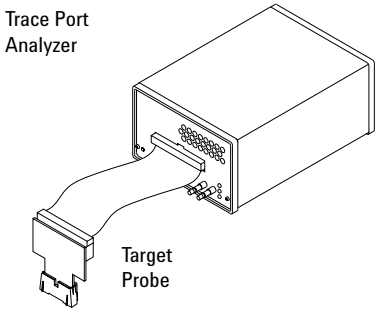

Trace port analyzer- Agilent E5904B	
Includes	• Trace port analyzer, target probe, power supply and cables
Provides	• Runtime trace information through special messages (status) and data
	• Processor control including break, run, reset, and single step
	• Code download
	• Register/memory modification
Requires	• Debugger (Available on your platform from third party
	• Option to specify processor family
Compatibility	• Controller over LAN

Logic Analysis Systems (Acquisition)

3. Verify analyzer support/compatibility

Agilent Technologies
Logic Analyzer Support

Products Discontinued

Min # Pods for IA / Max #	16700A/B Series with ...			16600A Series				16500C with ...		1670G Series			
	1675X,16715/6/7/8/9	16550,16710/1/2	16557	16600	16601	16602	16603	16550	16557	1670	1671	1672	1673

Use the "Logic Analyzer Support" section of the matrix to determine compatibility between the processor support product(s) you have selected and an existing analyzer to decide which frame and/or modules to purchase.

- The matrix lists a minimum and maximum number of pods for analyzing a device. The minimum pod count provides enough signals for the inverse assembler to interpret the captured data and display processor mnemonics. The maximum pod count provides access to additional signals that could be useful during system debug.

Example: The MPC860 BGA shows 6/12 which means the analysis probe requires 6 pods for inverse assembly. Six additional pods (for a total of twelve pods) could be used for analysis of additional signals.

- The analyzer support recommendations are based on the minimum pod count required for inverse assembly. Two methods are used for signifying analyzer support. A number represents the number of modules required. A check mark (√) signifies the analyzer has enough built-in acquisition channels to meet the minimum pod requirements.

Your mainframe and measurement module selection depends on:

- Number of analysis channels needed
- Optional measurement ability
- Future expansion capability
- Emulation requirements
- Form factor
- Budget

Frame offerings:

Agilent Technologies 16700B Series (pg 10): 5 Slot modular frame with expansion capability, supports 1 emulation module or 1 multiframe module.

Agilent Technologies 16700A Series (pg 11): 5 slot modular frame with expansion capability, supports 2 emulation modules.

Agilent Technologies 1670G Series (pg 16): Benchtop analyzer with built-in acquisition. Choices include logic analyzer, logic analyzer with integrated pattern generator, and logic analyzer with integrated oscilloscope. Versions of each vary by channel count.

High level details are provided in this document for the logic analysis systems and modules. If more information is needed, please obtain the following documents.

Agilent Technologies Product	Literature
Agilent Technologies 16700 Series Logic Analysis System	5968-9661E
1670G Series Benchtops	5968-6421E

Agilent Technologies 16700B Series Mainframes

Agilent 16702B

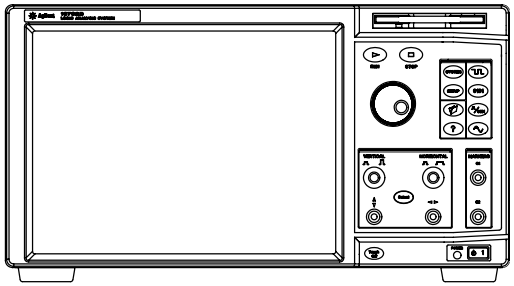

Agilent Model Number	Agilent 16702B
Display	12.1" 800x600 Color Flat Panel Display with touchscreen
Built-in Analysis Channels	None – Requires measurement modules
Supports Expansion frame	Yes – Agilent 16701A or 16701B
Available Measurement Module slots	5 (Total of 10 with Agilent 16701A or 16701B expansion frame)
Available Emulation Module slots	1 (Total of 3 with 16701A or 16701B expansion frame)
Internal System RAM	128 Mbyte standard
Supported Monitor Resolution	1280 x 1024 standard
Mass Storage	9 Gbyte hard disk drive, 1.44 Mbyte DOS formatted floppy drive
CD Rom Drive	40X Built-in standard

Agilent 16700B

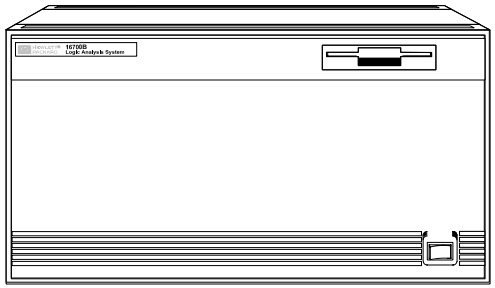

Agilent Model Number	Agilent 16700B
Display	Monitor sold separately
Built-in Analysis Channels	None – Requires measurement modules
Supports Expansion frame	Yes – Agilent 16701A or 16701B
Available Measurement Module slots	5 (Total of 10 with Agilent 16701A or 16701B expansion frame)
Available Emulation Module slots	1 (Total of 3 with 16701A or 16701B expansion frame)
Internal System RAM	128 Mbyte standard
Supported Monitor Resolution	1280 x 1024 standard
Mass Storage	9Gbyte hard disk drive, 1.44 Mbyte DOS formatted floppy drive
CD Rom Drive	40X Built-in standard

Agilent 16701B



Agilent Model Number	Agilent 16701B (Requires Agilent 16702A, 16702B, 16700A, or 16700B)
Display	N/A
Built-in Analysis Channels	None – Requires measurement modules
Supports Expansion frame	N/A
Available Measurement Module slots	5
Available Emulation Module slots	2

Agilent Technologies 16700A Series Mainframes

Agilent 16702A

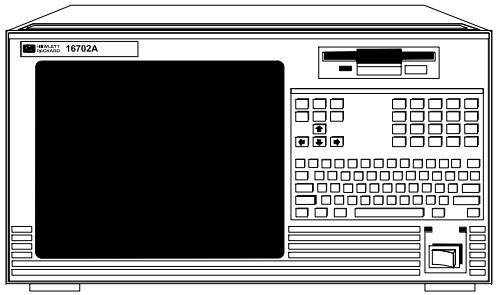

Agilent Model Number	Agilent 16702A
Display	10.3" 800x600 Color Flat Panel Display
Built-in Analysis Channels	None – Requires measurement modules
Supports Expansion frame	Yes – Agilent 16701A or 16701B
Available Measurement Module slots	5 (Total of 10 with Agilent 16701A or 16701B expansion frame)
Available Emulation Module slots	2 (Total of 4 with 16701A or 16701B expansion frame)
Internal System RAM	64 Mbyte standard
Supported Monitor Resolution	1280 x 1024 standard
Mass Storage	4 Gbyte hard disk drive, 1.44 Mbyte DOS formatted floppy drive
CD Rom Drive	Available via Option #004

Agilent 16700A

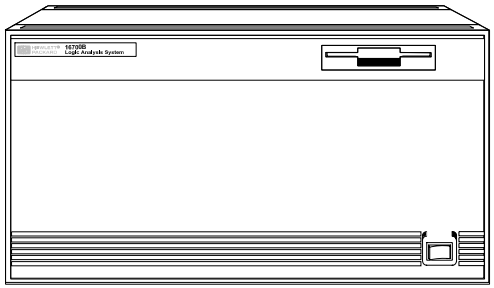

Agilent Model Number	Agilent 16700A
Display	Monitor sold separately
Built-in Analysis Channels	None – Requires measurement modules
Supports Expansion frame	Yes – Agilent 16701A or 16701B
Available Measurement Module slots	5 (Total of 10 with Agilent 16701A or 16701B expansion frame)
Available Emulation Module slots	2 (Total of 4 with 16701A or 16701B expansion frame)
Internal System RAM	64 Mbyte standard
Supported Monitor Resolution	1280 x 1024 standard
Mass Storage	4Gbyte hard disk drive, 1.44 Mbyte DOS formatted floppy drive
CD Rom Drive	Available via Option #004

Agilent 16701A



Agilent Model Number	Agilent 16701A (Requires Agilent 16702A, 16702B, 16700A, or 16700B)
Display	N/A
Built-in Analysis Channels	None – Requires measurement modules
Supports Expansion frame	N/A
Available Measurement Module slots	5
Available Emulation Module slots	2

Agilent 16700 Series Mainframes Options

Agilent Option Number	Description	16700A 16702A	16701A 16701B	16700B 16702B
001	Add 17", 1280x1024 Monitor and Cable	√		√
003	4 Mbyte video RAM supports up to 1600x1200	√		√
	resolution, up to 256 Mbyte system RAM (only available at time of frame purchase)	(160MB)		(256MB)
004*	Add external CD-ROM Drive and cable	√		
008	18 GB External data drive	√		√
009	External removable hard drive			√
012	Multi-frame module for correlating multiple frames			√
0B3	Service Manual	√		
1CM	Rackmount Kit	√	√	16700B Only
AXC	Equipment Shelf			16702B Only

*Built-in CD-ROM Drive standard on 16700B Series

Measurement Modules

- State/Timing
- Oscilloscope
- High-Speed Timing
- Pattern Generator

(Require mainframe with available measurement module slot)

State and timing logic analyzers support inverse assembly, which is used for most processor and bus measurements. You may want to consider additional measurement capability to provide a complete signals to source debug environment.

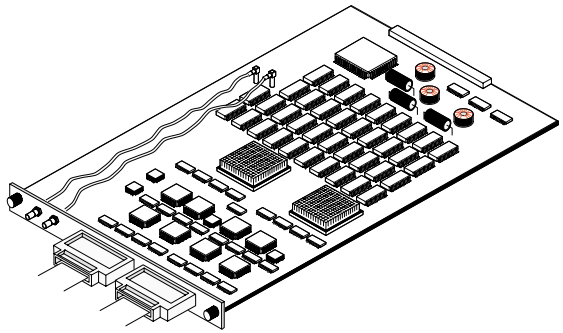

State/Timing Logic Analysis Modules

(Select according to channel count, acquisition speed, and memory depth needs)

Agilent Model Number	Agilent 16557D		Agilent 16710A	Agilent 16711A	Agilent 16712A
	1-4 Modules	5 Modules			
Channels (Pods) per module	68 (4 Pods)		102 (6 Pods)	102 (6 Pods)	102 (6 Pods)
Maximum channels (modules) on a single time base and trigger	272 (4 modules)	340 (5 modules)	204 (2 modules)	204 (2 modules)	204 (2 modules)
Maximum Timing Sampling Rate (full/half channels)	250/500 MHz		250/500 MHz	250/500 MHz	250/500 MHz
Maximum Transitional Timing	N/A		125 MHz	125 MHz	125 MHz
Maximum State Clock	140 MHz	100 MHz	100 MHz	100 MHz	100 MHz
Memory depth (full/half channels)	2 / 4 M *		8 / 16K*	32 / 64K*	128 / 256K*

Agilent Model Number	Agilent 16715A	Agilent 16716A	Agilent 16717A	Agilent 16750A	Agilent 16751A	Agilent 16752A
Channels (Pods) per module	68 (4 Pods)	68 (4 Pods)	68 (4 Pods)	68 (4 pods)	68 (4 pods)	68 (4 pods)
Maximum channels (modules) on a single time base and trigger	340 (5 modules)	340 (5 modules)	340 (5 modules)	340 (5 modules)	340 (5 modules)	340 (5 modules)
Maximum Timing Sampling Rate (full/half channels)	333/667 MHz	333/667 MHz 2 GHz Timing Zoom	333/667 MHz 2 GHz Timing Zoom	400/800 MHz 2 GHz Timing Zoom	400/800 MHz 2 GHz Timing Zoom	400/800 MHz 2 GHz Timing Zoom
Maximum Transitional Timing	333 MHz	333 MHz	333 MHz	400 MHz	400 MHz	400 MHz
Maximum State Clock	167 MHz	167 MHz	333 MHz	400 MHz	400 MHz	400 MHz
Memory depth (full/half channels)	2 / 4 M *	512K /1 M*	2/4 M*	4/8 M*	16/32 M*	32/64 M*

*** Increased memory depth in half channel timing mode only.**

Oscilloscope Modules

Agilent Model Number	Agilent 16533A	Agilent 16534A
Channels/Module	2	
Channels on a single time base and trigger	8	
Maximum Sample Rate	1 GSa/s	2 GSa/s
Bandwidth	250 MHz	500 MHz
Vertical Resolution	8 bits	
Memory Depth per channel	32 K	

High-Speed Timing Module

Agilent Model Number	Agilent 16517A/18A (Agilent 16518A requires Agilent 16517A, Max of 4 Agilent 16518A expander modules per Agilent 16517A)
Channels/module	16
Maximum channels on a single time base	80
Maximum timing sample rate	Conventional 2/4 GHz (full/half channels)
Maximum state sample rate	1 GHz Synchronous State
Memory Depth	64/128K* (full/half channel)

* Increased memory depth in half channel timing mode only.

High-Speed State/Timing Module
(Including Differential Capability)

Agilent Model Number	Agilent 16760A
Channels/module	34
Maximum channels on a single time base	170 (5 modules)
Maximum state clock (full/half channels)	800 Mb/s / 1.25Gb/s
Maximum timing sample rate	800 MHz
Maximum transitional timing sample rate	400 MHz
Memory Depth	64 M

Pattern Generator Module

Agilent Model Number	Agilent 16522A (Up to 5 modules can be interconnected. Order at least one clock pod for each module used as a master, and at least one data pod for every 8 output channels)			Agilent 16720A (Up to 5 modules can be interconnected. Order at least one clock pod for each module used as a master, and at least one data pod for every 8 output channels)	
Maximum Clock	200 MHz	100 MHz	50 MHz	300 MHz	180 MHz
Number of data channels per module	20	40	40	24	48
Maximum vector width (5 module system)	100 bits	200 bits	200 bits	120 bits	240 bits
Memory depth, in vectors	258,048			16M	8M
"IF" command	No	No	Yes	No	No

Pattern Generator Clock and Data Pods for 16522A, 16720A, and 1670G Series Option #004

Option Number	Description
#011	TTL Clock Pod and Lead Set
#013	3-State TTL/CMOS Data Pod and Lead Set
#014	TTL Data Pod and Lead Set
#015	2.5V Clock Pod and Lead Set
#016	3-State 2.5 V Data Pod and Lead Set
#017	3.3V Clock Pod and Lead Set
#018	3-State TTL/3.3V Data Pod and Lead Set
#021	ECL Clock Pod and Lead Set
#022	ECL (Terminated) Data Pod and Lead Set
#023	ECL (Unterminated) Data Pod and Lead Set
#031	5V PECL Clock Pod and Lead Set
#032	5V PECL Data Pod and Lead Set
#033	3.3V LVPECL Clock Pod and Lead Set
#034	3.3V LVPECL Data Pod and Led Set
#041	1.8V Clock Pod and Lead Set
#042	3-State 1.8V Data Pod and Lead Set
#051	LVDS Clock Pod and Lead Set
#052	LVDS Data Pod and Lead Set

Measurement Module Compatibility Table

Products Discontinued

Measurement Module Category	Agilent Model Number	Description	16700 Series	16600 Series	16500C	16500A/B
State and Timing	16760A	1.25 Gb/s State, 800 MHz Timing, 64M Memory	√			
	16752A	400 MHz state, 800 MHz timing, 2 GHz Timing Zoom, 32/64 M memory	√			
	16751A	400 MHz state, 800 MHz timing, 2 GHz Timing Zoom, 16/32 M memory	√			
	16750A	400 MHz state, 800 MHz timing, 2 GHz Timing Zoom, 4/8 M memory	√			
	16719A	333 MHz state, 667 MHz timing, 2 GHz TimingZoom, 32/64 M memory depth	√			
	16718A	333 MHz state, 667 MHz timing, 2 GHz TimingZoom, 8/16M memory depth	√			
	16717A	333 MHz state, 667 MHz timing, 2 GHz TimingZoom, 2/4 M memory depth	√			
	16716A	167 MHz state, 667 MHz timing, 2 GHz TimingZoom, 512K/1M memory depth	√			
	16715A	167 MHz state, 667 MHz timing, 2/4 M memory depth	√			
	16712A	100 MHz state, 500 MHz timing, 128K memory depth	√	√		
	16711A	100 MHz state, 500 MHz timing, 32K memory depth	√	√		
	16710A	100 MHz state, 500 MHz timing, 8K deep memory depth	√	√		
	16557D	140 MHz state, 500 MHz timing, 2/4 M memory depth	√	√	√	
	16556A/D	100 MHz state, 400 MHz timing, 2/4 M memory depth	√	√	√	
	16555A/D	110 MHz state, 500 MHz timing, 2/4 M memory depth	√	√	√	
	16554A	100 MHz state, 250 MHz timing, 512 K/1M memory depth	√	√	√	
	16550A	100 MHz state, 500 MHz timing, 4/8 K memory depth	√	√	√	√
	16542A	100 MHz state, 500 MHz timing, 1M memory depth			√	√
	16540/1D	100 MHz state, 100 MHz timing, 16K memory depth			√	√
	16540/1A	100 MHz state, 100 MHz timing, 4K memory depth			√	√
	16510B	35 MHz state, 100 MHz timing, 1K memory depth			√	√
	16510A	25 MHz state, 100 MHz timing, 1K memory depth			√	√
Oscilloscopes	16534A	2 channel, 500 MHz bandwidth, 2GSa/s, 32K memory depth	√	√	√	
	16533A	2 channel, 250 MHz bandwidth, 1GSa/s, 32K memory depth	√	√	√	
	16532A	2 channel, 250 MHz bandwidth, 1GSa/s, 8K memory depth			√	√
	16530/1A	2 channel, 100 MHz bandwidth, 400MSa/s, 4K memory depth			√	√
High-Speed Timing	16517/18A	4 GHz timing/1 GHz synchronous state, 64K memory depth (master/expander)	√	√	√	√
	16515/6A	1 GHz Timing, 8K memory depth			√	√
Pattern Generator	16720A	300MV/s, 180 MHz in 48 Ch, 16MV memory, 300 MHz in 24 Ch, 8 MV memory	√			
	16522A	200MV/s, 258K memory, 100 MHz in 40 Ch, 200 MHz in 20 Ch	√	√	√	
	16520/1A	50MV/s, 4K memory, 12 Ch,h			√	√
Emulation	E5901B	Emulation Module Products	√			
	E5901A	Emulation Module Products	√	√		

1670G Benchtop Analyzers

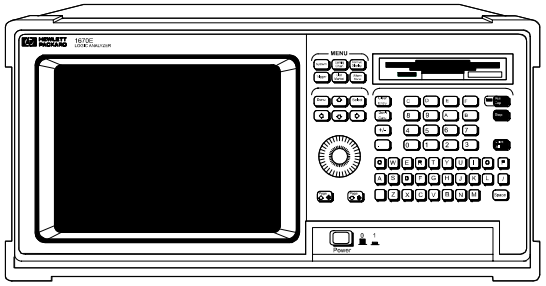

Agilent Model Number	Agilent 1670G	Agilent 1671G	Agilent 1672G	Agilent 1673G
State and Timing Channels (Pods)	136 (8 Pods)	102 (6 Pods)	68 (4 Pods)	34 (2 Pods)
Timing Analysis	Conventional: 250 MHz all channels, 500 MHz half channels			
State Analysis Speed	150 MHz, all channels			
Memory Depth per Channel	64K per channel, 128K in half-channel mode			
Option 001	256K per channel, 512K in half-channel mode			
Option 002	2M per channel, 4M in half-channel mode			

Option Number	Description
001	256K Memory
002	2M Memory
003	Scope
004	Pattern Gen
005	Training Kit

Oscilloscope key specifications and characteristics (Option # 003 only)	
Channels	2
Maximum Sample Rate	2 GSa/s per channel
Bandwidth	dc to 500 MHz (dc coupled)
Rise Time	700 ps
Vertical Resolution	8 bits
Memory Depth per Channel	32k samples

32-channel pattern generator key specifications and characteristics (Option # 004 only) (See pg 13 for clock and data pod options)			
Maximum Clock Speed	200 MHz	100 MHz	50 MHz
Number of Data Channels	16	32	32
Memory Depth, in vectors	258,048		
"IF" Command	No	No	Yes

Analysis Tools

Products Discontinued

Application Software	Frame Compatibility					
Description	**16700A/B Series**	**16600A Series**	**16500C**	**1670G Series**	**3rd Party Vendor or Agilent Product Number**	**Notes:**
Source Correlation Tool Set The Source Correlation tool set provides a link between your trace listing and high-level source code language. A trace is displayed in both high-level source code as well as microprocessor mnemonics.	√	√			Agilent B4620B	Product Literature: 5968-9661E
Tool Development Kit - Customize your trace for greater insight. Development environment for creating custom tools using the C programming language. Custom tools can analyze captured data and present it in a form that makes sense to you. Analysis systems do not require the Tool Development kit to run generated tools.	√	√			Agilent B4605B	
System Performance Analysis (SPA) Tool Set The SPA tool generates statistical representations of data captured by the measurement modules. SPA helps you optimize system performance by helping you (1) find the routines that are called most often in your system, (2) identify inefficient peripheral use, and (3) find processes that use too much CPU time.	√	√			Agilent B4600B	
Serial Analysis Tool Set Converts acquired serial bit streams to parallel format for easy viewing and analysis.	√	√			Agilent B4601B	
BestLink/16700 BestLink/16700 is a powerful and easy to use bidirectional data link between Agilent Logic Analyzers and VHDL/Verilog simulators. BestLink/16700 processes very fast the large datasets typically acquired with the large memory depths state/timing Logic Analysis modules such as the Agilent 16557D or large simulation datasets to program the Agilent 16552A pattern generator modules.	√				Diagonal Systems	Free Demo Available www.diagonal.com
WAVE-Link 16500 WAVE-Link allows you to send stimulus to the Agilent 16522A pattern generator or capture circuit response from the actual hardware with the logic analyzer modules.			√		Diagonal Systems	

Analysis Tools (continued)

Products Discontinued

Application Software	Frame Compatibility					
Description	**16700A Series**	**16600A Series**	**16500C**	**1670G Series**	**3rd Party Vendor or HP Product Number**	**Notes:**
WaveFormer Pro WaveFormer Pro can read the waveform files produced by Agilent's logic analyzers into its timing diagram editing and simulation environment. Users can document the captured waveforms or generate simulation stimulus files in VHDL, Verilog, SPICE, ABEL, and other waveform formats. Simulation supports continuous setup and hold checking on captured waveforms. WaveFormer Pro can also produce stimulus for the Agilent 16522A or 16720A Pattern Generator.	√	√	√	√	SynaptiCAD	Free Demo Available www.syncad.com
VeriLogger Pro VeriLogger Pro is a full featured Verilog simulator with an integrated waveform viewer which supports Agilent Logic Analyzers and Agilent Pattern Generators. Agilent waveform files can be combined directly with simulation models. The project environment supports multiple Agilent waveform files and provides waveform comparison.	√	√	√	√	SynaptiCAD	
TestBencher Pro TestBencher Pro is a VHDL/Verilog test bench and bus-functional model generator. It can take several Agilent logic analyzer waveform files and combine them to produce reactive bus-functional models of the system under test. Supports waveform comparison, continuous setup and hold checking, and spot sample checking.	√	√	√	√	SynaptiCAD	

Protocol Analysis Tools

Description	Supported Modules	Bus	Protocols	Trigger Macros	Product Number	Notes *
Data Communications Tool Set	16715/6/7/8/9 and 1675X	• MII, GMII	• Ethernet (<100Mbits)	Yes	B4640B	Product Literature: 5968-9661E Requires access to Utopia Bus
		• Utopic (Levels 1-3)	• ATM – AAL1 – AAL2 – AAL5 (aka MPOA multi protocol over ATM			
		• POS-PHY (Levels 1-3)	• Packet over SONET (PPP)			
MPEG-2 Protocol Analysis Tool Set	16715/6/7/8/9 and 1675X		• MPEG-2	Yes	B4645B	
Gigabit Ethernet Protocol Analysis Tool	16715/6/7/8/9 and 1675X	• TBI (Ten Bit Interface)	• Ethernet	N/A	N4212A	Requires access to TBI Bus Port
InfiniBand Protocol Analysis Tool	16715/6/7/8/9 and 1675X	• Agilent SERDES	• InfiniBand	N/A	N4206A	Requires designing Mictor Connectors into the board Includes support for any 10B Serializer-Deserializer

* All tools require 16700 Series system software version A.02.20.00

Third Party Debugger Support

Debuggers from several companies control Agilent Technologies emulation probes and emulation modules. Connections to Agilent debugging tools through familiar interfaces provide access to emulation features so that in-circuit debugging becomes an extension of the software debugging process under way.

The following debuggers connect to Agilent emulation probes and emulation modules providing support for a variety of processor architectures and real-time operating systems. Contact your Agilent sales representative for detailed connection information.

Processor Family	Available Debuggers
ARM 7,9 Thumb®	ARM,GHS,WindRiver
ARM 7,9 - ETM	ARM, GHS
IBM PPC4XX	Microtec/Mentor, SDS, WindRiver
IBM PPC6XX	GHS, Microtec/Mentor, SDS, WindRiver
IBM PPC7XX	GHS, Microtec/Mentor, SDS, WindRiver
Pentium and Pentium w/MMX processors	CAD-UL
Pentium II, Pentium Pro and Pentium II mobile processor	American Arium
Motorola MPC5XX	GHS, Microtec/Mentor, SDS, WindRiver
Motorola PPC6XX	GHS, Microtec/Mentor, SDS, WindRiver
Motorola PPC7XX	GHS, Microtec/Mentor, SDS, WindRiver
Motorola PPC7400	GHS
Motorola MPC8XX	GHS, Microtec/Mentor, SDS, WindRiver
Motorola MPC82XX	GHS, Microtec/Mentor, SDS, WindRiver
CPU32	GHS, Microtec/Mentor, SDS
M-core	SDS, GHS
Toshiba Tx19/39	GHS

Example Configuration

Measurement Requirements

Your target has an MPC 860 in a BGA package. You need to capture real time traces as well as control the processor. What tools are available to support this processor?

1. Determine if your device is supported.
   Search through the matrix alphabetically. Note that your processor is listed on pg. 35. The MPC 860 section of the matrix is shown below.
2. Select the product(s) that meet your measurement needs
   The matrix lists several available products. Use pages 6-7 to review each product type's abilities. The E9484B #002 emulation solution provides the measurement capabilities you desire for the MPC 860 BGA. Refer to the literature listed in the notes to verify clearance requirements for the analysis probe.
3. Verify analyzer support and compatibility
   The matrix shows that for the E9484B #002 the logic analyzer choices are the Agilent 16700A/B Series with a selection of modules. "MPC860 Configuration Solution" lists products for a complete solution.

MPC860 Configuration Solution

Frame: Agilent 16700B
Agilent 16700B #001 Monitor
Agilent 16700B #003 Memory Performance Upgrade
256 MB total RAM, 4 MB video RAM

Acquisition: Agilent 16717A (Quantity 2 for minimum configuration, quantity 3 to cover all of the pins)

Processor Support: Agilent E9484B #002 (Includes Emulation Module, Analysis Probe, and Source correlation tool set.)
Debugger (from third party)

Optional Measurement Modules: Agilent 16534A Oscilloscope
Agilent 16720A Pattern Generator for Stimulus

Agilent Technologies Logic Analyzer Support — Products Discontinued

Device Coverage			Product Information										Agilent Technologies Logic Analyzer Support														Notes:
Device Manufacturer or Architecture and Name	Max Bus Clk MHz	Pin Count, Pkg Type	Product Type	Timing	State	Enhanced IA	Emulation	Setup Assist	3rd Party Vendor or Agilent Product Number		Min # Pods for IA / Max # Pods	16700A/B Series with ...				16600A Series				16500C with ...		1670G Series				
												1675X,16715/6/7/8/9	16550,16710/1/2	16557		16600	16601	16602	16603	16550	16557	1670	1671	1672	1673	
Motorola PowerPC 8XX Family																										
MPC855, 860 DP/P/T	50	IA Only, Custom Probing	Anly Prb	√	√	√		√	E9584B #001		6/12	2	1	2		√	√	√		1	2	√	√			E9584B #002-former product# E2476B Inverse assembler supports trace reconstruction. Trace reconstruction makes use of branch show cycles and reconstructs the full software trace. This allows the processor to run with cache enabled. Emulation products can connect directly to BDM port via the MPC860 analysis probe, otherwise requires BDM port on the target. Product Literature: 5966-2866E
			Emul Soln	√	√	√	√	√	E9484B #001		6/12	2	1	2												
			Emul Prb				√		E5900B #080																	
			Emul Mod				√	√	E5901B #080																	
			Emul Migr				√	√	E5902A #080																	
			Emul Migr				√	√	E5902B #080																	
		357-BGA	Anly Prb	√	√	√		√	E9584B #002		6/12	2	1	2		√	√	√		1	2	√	√			
			Emul Soln	√	√	√	√	√	E9484B #002		6/12	2	1	2												
			Emul Prb				√		E5900B #080																	
			Emul Mod				√	√	E5901B #080																	
			Emul Migr				√	√	E5902A #080																	
			Emul Migr				√	√	E5902B #080																	

Notes:
1 Directly available from the 3rd party vendor by this product #
2 Requires termination adapters (P/N 01650-63203)
3 Available from Agilent through resale program
4 Requires termination adapters (P/N E5346A)

Device Coverage			Product Information					Agilent Technologies Logic Analyzer Support													Notes:
Device Manufacturer or Architecture and Name	Max Bus Clk MHz	Pin Count, Pkg Type	Product Type	Timing	State	Enhanced IA	Emulation	Setup Assist	3rd Party Vendor or Agilent Product Number		Min # Pods for IA / Max # Pods	16700A/B Series with ... 1675X,16715/6/7/8/9	16550,16710/1/2	16557	16600A Series 16600	16601	16602	16603	16500C with ... 16550	16557	1670G Series 1670	1671	1672	1673	
Actel FPGA																									
ACT1280	All	176-PGA	Anly Prb	√					Corelis		-/9	2	1	2	√	√	√		1	2	√	√			LACT-1280/PGA176[1], Qty: 9[2]
Altera EPLD																									
EPM5192-P	All	84-PGA	Anly Prb	√					Corelis		-/5	2	1	2	√	√	√		1	2	√	√			LMAX-5000/PGA84[1], Qty:5[2]
AMD																									
29000/50	All	PGA	Anly Prb	√	√				Corelis		5/9	2	1	2	√	√	√		1	2	√	√			PI-AM29000[1], Qty:5[2]
29030	All	PGA	Anly Prb	√	√				Corelis		5/7	2	1	2	√	√	√		1	2	√	√			PI-AM29030[1], Qty:5[2]
29040	50	PGA	Anly Prb	√	√				Corelis		5/9	2	1	2	√	√	√		1	2	√	√			PI-AM29040[1], Qty:5[2]
29200	50	PQFP	Anly Prb	√	√				Corelis		5/10	2	1	2	√	√	√		1	2	√	√			PI-AM29200[1], Qty:5[2]
29202	25	PQFP	Anly Prb	√	√				Corelis		5/8	2	1	2	√	√	√		1	2	√	√			PI-AM29202[1], Qty:5[2]
29205	16	PQFP	Anly Prb	√	√				Corelis		5/6	2	1	2	√	√	√		1	2	√	√			PI-AM29205[1], Qty:5[2]
29240/43/45	25	PQFP	Anly Prb	√	√				Corelis		5/11	2	1	2	√	√	√		1	2	√	√			PI-AM2924X[1], Qty:5[2]
186CC	All	IA Only, Custom Probing	Anly Prb	√	√				Corelis		4/4	1	1	1	√	√	√	√	1	1	√	√	√		PI-AM186CC/P[1], Qty:2[4]
186EM/ES	40	PQFP	Anly Prb	√	√				Corelis		4/8	1	1	1	√	√	√	√	1	1	√	√	√		PI-Am186EM/ES-P[1],Qty:4 [2]
									Resale																Agilent: CRL-60054 [3],Qty:4 [2]
		TQFP	Anly Prb	√	√				Corelis		4/8	1	1	1	√	√	√	√	1	1	√	√	√		PI-Am186EM/ES-T[1],Qty:4 [2]
188EM/ES	40	PQFP	Anly Prb	√	√				Corelis		4/8	1	1	1	√	√	√	√	1	1	√	√	√		PI-Am188EM/ES-P[1],Qty:4 [2]
		TQFP	Anly Prb	√	√				Corelis		4/8	1	1	1	√	√	√	√	1	1	√	√	√		PI-Am188EM/ES-T[1],Qty:4 [2]
Analog Devices																									
ADSP2100/2101		—			√				Factory		3/-								1						
Aptix																									
AX1024D FPIC	All	PGA	Anly Prb	√					Aptix		-/4		1						1		√	√	√		

Products Discontinued

1 Directly available from the 3rd party vendor by this product #
2 Requires termination adapters (P/N 01650-63203)
3 Available from Agilent through resale program
4 Requires termination adapters (P/N E5346A)

Device Coverage | **Product Information** | **Agilent Technologies Logic Analyzer Support** (Products Discontinued) | **Notes:**

Device Manufacturer or Architecture and Name	Max Bus Clk MHz	Pin Count, Pkg Type	Product Type	Timing	State	Enhanced IA	Emulation	Setup Assist	3rd Party Vendor or Agilent Product Number		Min # Pods for IA / Max # Pods	16700A/B Series with ... 1675X,16715/6/7/8/9	16550,16710/1/2	16557	16600	16601	16602	16603	16500C with ... 16550	16557	1670G Series 1670	1671	1672	1673
ARM																								
ARM7, ARM7 Thumb®, ARM9 Thumb® Families	All	IA Only, Custom Probing	Anly Prb	√	√	√		√	E9595A #001		4/4	1	1	1	√	√	√	√	1	1	√	√	√
											6/6	2	1	2	√	√	√		1	2	√	√	
ARM7 Thumb®, ARM9 Thumb® Families	All	IA Only, Custom Probing	Emul Soln	√	√	√	√	√	E9495B #001		4/4	1	1	1									
											6/6	2	1	2									
											Required Pod Count for.....				**Address & Chip Select Lines**						**External Data Bus Width**		
											4				Up to 32						8		
											4				Up to 24						8/16		
											6				Up to 32						8/16/32		
			Emul Prb				√		E5900B #300														
			Emul Mod				√	√	E5901B #300														
			Emul Migr				√	√	E5902A #300														
			Emul Migr				√	√	E5902B #300														
ARM7,9 - ETM (Embedded Trace Module)	333	All	N-Trace Anly Prb					√	E9595A #002		2/2	1	1	1	√	√	√	√					
	200	All	Trace Prt Anlyz	√			√		E5904B #300														
	125	All	Trace Prt Anlyz					√	E5903A #300														
	125	All	Trace Prt Anlyz Bundle				√	√	E5903A #301														
ARM7,9 - ETM - Related Products			A debugger is available from the following vendor: ARM, GHS. Contact the debugger company for detailed information.																				
Emulation Only- ARM7 Thumb® ARM9 Thumb® Families	All	All	Emul Prb				√		E5900B #300														
			Emul Mod				√	√	E5901B #300														
			Emul Migr				√	√	E5902B #300														
			Emul Migr				√	√	E5902B #300														
ARM7,9 Thumb® - Related Products			Debuggers are available from the following vendors: ARM, GHS, WindRiver. Contact the debugger company for detailed information.																				

Notes:

1 Directly available from the 3rd party vendor by this product #
2 Requires termination adapters (P/N 01650-63203)
3 Available from Agilent through resale program
4 Requires termination adapters (P/N E5346A)

All ARM emulation products require JTAG debug port on target. E5903A #300 requires emulation probe. E5903A #301 includes E5900A #300 and E5903A #300. E5902A #300 is only compatible with E5900A #300 or E5901A #300. E5902B #300 is only compatible with E5900B #300 or E5901B #300.

Custom probing application note for Analysis Probe and Emulation Solution is on the web.
www.agilent.com/find/emulator
Product Literature: 5966-3442E

Custom probing information for trace port analysis is on the web.
User's guide 5968-6893E.

Device Coverage | **Product Information** | **Agilent Technologies Logic Analyzer Support** (Products Discontinued) | **Notes:**

Device Manufacturer or Architecture and Name	Max Bus Clk MHz	Pin Count, Pkg Type	Product Type	Timing	State	Enhanced IA	Emulation	Setup Assist	3rd Party Vendor or Agilent Product Number		Min # Pods for IA / Max # Pods	16700A/B Series with ... 1675X,16715/6/7/8/9	16550,16710/1/2	16557	16600	16601	16602	16603	16500C with ... 16550	16557	1670G Series 1670	1671	1672	1673
Atmel																								
AT91 (ARM7TDMI)	40	100-QFP	Anly Prb/ Mem Emul				√	√	Europe Technologies		6/8	2	1	2	√	√	√		1	2	√	√		
AT&T																								
92010 (Hobbit)	All	PQFP	Anly Prb	√	√				Corelis		6/6	2	1	2	√	√	√		1	2	√	√		
Dallas																								
80C320	8	DIP	Anly Prb	√	√				ET		2/3	1	1	1	√	√	√	√	1	1	√	√	√	√
		PLCC	Anly Prb	√	√				ET		2/3	1	1	1	√	√	√	√	1	1	√	√	√	√
		PQFP	Anly Prb	√	√				ET		2/3	1	1	1	√	√	√	√	1	1	√	√	√	√
DEC																								
See Intel Other for Strong ARM products																								
GTE																								
65816	All	—	IA		√				HP Factory		3/3							1						

Notes:

1. Directly available from the 3rd party vendor by this product #
2. Requires termination adapters (P/N 01650-63203)
3. Available from Agilent through resale program
4. Requires termination adapters (P/N E5346A)

Device Coverage			Product Information								Agilent Technologies Logic Analyzer Support														Notes:
Device Manufacturer or Architecture and Name	Max Bus Clk MHz	Pin Count, Pkg Type	Product Type	Timing	State	Enhanced IA	Emulation	Setup Assist	3rd Party Vendor or Agilent Product Number		Min # Pods for IA / Max # Pods	16700A/B Series with ... 1675X,16715/6/7/8/9	16550,16710/1/2	16557	16600A Series 16600	16601	16602	16603	16500C with ... 16550	16557	1670G Series 1670	1671	1672	1673	1 Directly available from the 3rd party vendor by this product # 2 Requires termination adapters (P/N 01650-63203) 3 Available from Agilent through resale program 4 Requires termination adapters (P/N E5346A)
Hitachi																									
SH7709A/29 (SH3)	All	208-QFP	Anly Prb	√	√			√	E9605A #002		6-10		1	1	√	√	√		1	2	√	√			Analysis Probe requires B3759A #720 for state analysis. For custom probing, B3759A #720 provides inverse assembly. Emulation product requires HUDI/AUD connector on target board. Product Literature: 5968-6946E.
			Emul Prb				√		E5900A #720																
			Emul Mod				√	√	E5901A #720																
			Emul Migr				√	√	E5902A #720																
SH 7750 (SH4)	All	208-QFP	Anly Prb	√	√			√	E9598A #002		8/10		2	2	√	√									Analysis Probe requires B3759A #710 for state analysis. For custom probing B3759A #710 provides Inverse Assembly.Emulation product requires HUDI connector on target board. E9498A #002 does not include B4620B Source Correlation tool set. Equivalent functionality is provided by B3759A #710. A debugger is also available
			Emul Soln	√	√		√	√	E9498A #002		8/10		2	2	√	√									
			Emul Prb				√		E5900A #710																
			Emul Mod				√	√	E5901A #710																
			Emul Migr				√	√	E5902A #710																
IBM																									
IBM PowerPC 4XX Family																									
PowerPC 403GA/GB, 403GC/GCX	50	IA Only, Custom Probing	Anly Prb	√	√			√	E2449B		5/8	2	1	2	√	√	√		1	2	√	√			All PowerPC 4XX emulation products require a debug port on the target. E5902A #060 is only compatible with E5900A #060 or E5901A #060. E5902B #060 is only compatible with E5900B #060 or E5901B #060.
			Emul Prb				√		E5900B #060																
			Emul Mod				√	√	E5901B #060																
			Emul Migr				√	√	E5902A #060																
			Emul Migr				√	√	E5902B #060																
Emulation Only- 401B2,401C2, 401D2, 403GA/GB, 403GC/ GCX, 401GF, 405	All	All	Emul Prb				√		E5900B #060																
			Emul Mod				√	√	E5901B #060																
			Emul Migr				√	√	E5902A #060																
			Emul Migr				√	√	E5902B #060																
PowerPC 405GP/CR	All	IA Only Custom Probing	Anal Prb	√	√	√		√	E9618A #001		6/6	2	1	2											Requires access to and provides inverse assembly for the peripheral bus. Does not provide I.A. for the SD
PowerPC 403GA/GB/GC/GCX - Related Products			Debuggers are available from the following vendors: Microtec/Mentor, SDS, WindRiver. Contact the debugger company for detailed information.																						

Device Coverage			Product Information							3rd Party Vendor or Agilent Product Number		Agilent Technologies Logic Analyzer Support — Products Discontinued													Notes:
Device Manufacturer or Architecture and Name	Max Bus Clk MHz	Pin Count, Pkg Type	Product Type	Timing	State	Enhanced IA	Emulation	Setup Assist			Min # Pods for IA / Max # Pods	16700A/B Series with ...			16600A Series				16500C with ...		1670G Series				
												1675X,16715/6/7/8/9	16550,16710/1/2	16557	16600	16601	16602	16603	16550	16557	1670	1671	1672	1673	
IBM PowerPC 6XX Family																									
PowerPC 601	66	—	IA	√	√				E2449B		8/10	2	2	2	√	√			2	2	√				
PowerPC 603, 603e, 603ei, 603ev	66	IA Only, Custom Probing	Anly Prb	√	√	√		√	E9587A #001		8/10	2	2	2	√	√			2	2	√				E9587A #001-former product # E2449B E9587A #002-former product #E2455B Inverse assembler supports code-flow only mode, which requires 4 pods minimum. Supports cache-on trace reconstruction. See literature for more information. All PowerPC 6XX emulation products require a JTAG port on the target. E5902A #060 is only compatible with E5900A #060 or E5901A #060. E5902B #060 is only compatible with E5900B #060 or E5901B #060. Product Literature: 5966-2868E.
			Emul Soln	√	√	√	√	√	E9487B #001		8/10	2	2	2											
			Emul Prb				√		E5900B #060																
			Emul Mod				√	√	E5901B #060																
			Emul Migr				√	√	E5902A #060																
			Emul Migr				√	√	E5902B #060																
PowerPC 603, 603e, 603ev	66	240-PQFP	Anly Prb	√	√	√		√	E9587A #002		8/10	2	2	2	√	√			2	2	√				
			Emul Soln	√	√	√	√	√	E9487B #002		8/10	2	2	2											
			Emul Prb				√		E5900B #060																
			Emul Mod				√	√	E5901B #060																
			Emul Migr				√	√	E5902A #060																
			Emul Migr				√	√	E5902B #060																
Emulation Only- 603, 603e- rev1,3,4,5 603ei, 603ev - rev2,12	All	All	Emul Prb				√		E5900B #060																
			Emul Mod				√	√	E5901B #060																
			Emul Migr				√	√	E5902A #060																
			Emul Migr				√	√	E5902B #060																
PowerPC 603e	66	255-BGA	Adapter (soldered)						Ironwood Electronics																LA-BGA-603E-S-B-01[1], 255-pin BGA requires Agilent E9587A #001 and LA-BGA-603E-S-B-01 and SF-BGA255A-B-01
PowerPC 603e	66	255-BGA	Adapter (socketed)						Ironwood Electronics																LA-BGA-603E-S-B-01[1], 255-pin BGA requires Agilent E9587A #001 and LA-BGA-603E-Z-B-01 and SF-BGA255A-B-01
PowerPC 603 - Related Products			Debuggers are available from the following vendors: GHS, Microtec/Mentor, SDS, WindRiver. Contact the debugger company for detailed information.																						
Emulation Only- 604, 604e-rev2,3	All	All	Emul Mod				√	√	E5901B #060																All PowerPC 6xx emulation products require a JTAG port on the target. E5902A #060 is only compatible with E5900A #060 or E5901A #060. Product Literature: 5966-2868E
PowerPC 604 - Related Products			Debuggers are available from the following vendors: Microtec/Mentor, SDS, WindRiver. Contact the debugger company for detailed information.																						

Notes:
1. Directly available from the 3rd party vendor by this product #
2. Requires termination adapters (P/N 01650-63203)
3. Available from Agilent through resale program
4. Requires termination adapters (P/N E5346A)

Device Coverage			Product Information								Agilent Technologies Logic Analyzer Support												Notes:
Device Manufacturer or Architecture and Name	Max Bus Clk MHz	Pin Count, Pkg Type	Product Type	Timing	State	Enhanced IA	Emulation	Setup Assist	3rd Party Vendor or Agilent Product Number		Min # Pods for IA / Max # Pods	16700A/B Series with ... 1675X,1671/5/6/7/8/9	16700A/B Series with ... 16550,16710/1/2	16700A/B Series with ... 16557	16600A Series 16600	16600A Series 16601	16600A Series 16602	16600A Series 16603	16500C with ... 16550	16500C with ... 16557	1670G Series 1670	1670G Series 1671	1670G Series 1672	1670G Series 1673	1 Directly available from the 3rd party vendor by this product # 2 Requires termination adapters (P/N 01650-63203) 3 Available from Agilent through resale program 4 Requires termination adapters (P/N E5346A)
IBM PowerPC 7XX Family																									
PowerPC 740	All	IA Only, Custom Probing	Anly Prb	√	√	√		√	E9586A #001		8/10	2	2	2	√	√			2	2	√				E9586A#001-former product# E2498A Inverse assembler supports code-flow only mode, which requires 4 pods minimum. Supports cache-on trace reconstruction See literature for more information. All PowerPC 7XX emulation products require a JTAG port on the target. E5902A #070 is only compatible with E5900A #070 or E5901A #070. E5902B #070 is only compatible with E5900B #070 or E5901B #070. Product Literature: 5966-2867E
			Emul Soln	√	√	√	√	√	E9486B #001		8/10	2	2	2											
			Emul Prb				√		E5900B #070																
			Emul Mod				√	√	E5901B #070																
			Emul Migr				√	√	E5902A #070																
			Emul Migr				√	√	E5902B #070																
Emulation Only - 740	All	All	Emul Prb				√		E5900B #070																
			Emul Mod				√	√	E5901B #070																
			Emul Migr				√	√	E5902A #070																
			Emul Migr				√	√	E5902B #070																
PowerPC 740	66	255-BGA (soldered)	Adapter						Ironwood Electronics																LA-BGA-740-S-B-02[1], 255-pin BGA requires Agilent E9586A #001 and LA-BGA-740-S-B-02 and SF-BGA255A-B-01
	66	255-BGA (socketed)	Adapter						Ironwood Electronics																LA-BGA-740-Z-B-02[1], 255-pin BGA requires Agilent E9586A #001 and LA-BGA-740-Z-B-02 and SF-BGA255A-B-01
PowerPC 740 - Related Products			Debuggers are available from the following vendors: GHS, Microtec/Mentor, SDS, WindRiver. Contact the debugger company for detailed information.																						

Device Coverage			Product Information								Agilent Technologies Logic Analyzer Support												Notes:
Device Manufacturer or Architecture and Name	Max Bus Clk MHz	Pin Count, Pkg Type	Product Type	Timing	State	Enhanced IA	Emulation	Setup Assist	3rd Party Vendor or Agilent Product Number		Min # Pods for IA / Max # Pods	16700A/B Series with ... 1675X,16715/6/7/8/9	16550,16710/1/2	16557	16600A Series 16600	16601	16602	16603	16500C with ... 16550	16557	1670G Series 1670	1671	1672	1673	1 Directly available from the 3rd party vendor by this product # 2 Requires termination adapters (P/N 01650-63203) 3 Available from Agilent through resale program 4 Requires termination adapters (P/N E5346A)
IBM PowerPC 7XX Family continued																									
PowerPC 750	All	IA Only, Custom Probing	Anly Prb	√	√	√		√	E9586A #001		8/10	2	2	2	√	√			2	2	√				E9586A#001-former product# E2498A Inverse assembler supports code-flow only mode, which requires 4 pods minimum. Supports cache-on trace reconstruction. See literature for more information. All PowerPC 7XX emulation products require a JTAG port on the target. E5902A #070 is only compatible with E5900A #070 or E5901A #070. E5902B #070 is only compatible with E5900B #070 or E5901B #070. Product Literature: 5966-2867E
			Emul Soln	√	√	√	√	√	E9486B #001		8/10	2	2	2											
			Emul Prb				√		E5900B #070																
			Emul Mod				√	√	E5901B #070																
			Emul Migr				√	√	E5902A #070																
			Emul Migr				√	√	E5902B #070																
Emulation Only - 750	All	All	Emul Prb				√		E5900B #070																
			Emul Mod				√	√	E5901B #070																
			Emul Migr				√	√	E5902A #070																
			Emul Migr				√	√	E5902B #070																
PowerPC 750	66	360-BGA	Adapter (soldered)						Ironwood Electronics																LA-BGA-750-S-B-02[1], 360-pin BGA requires Agilent E9586A #001 and LA-BGA-750-S-B-02 and SF-BGA360A-B-01
	66	360-BGA	Adapter (socketed)						Ironwood Electronics																LA-BGA-750-Z-B-02[1], 360-pin BGA requires Agilent E9586A #001 and LA-BGA-750-Z-B-02 and SF-BGA360A-B-01
PowerPC 750 - Related Products			Debuggers are available from the following vendors: GHS, Microtec/Mentor, SDS, WindRiver. Contact the debugger company for detailed information.																						

Device Coverage			Product Information							Agilent Technologies Logic Analyzer Support													Notes:
Device Manufacturer or Architecture and Name	Max Bus Clk MHz	Pin Count, Pkg Type	Product Type	Timing	State	Enhanced IA	Emulation	Setup Assist	3rd Party Vendor or Agilent Product Number	Min # Pods for IA / Max # Pods	16700A/B Series with ...			16600A Series				16500C with ...		1670G Series				1 Directly available from the 3rd party vendor by this product # 2 Requires termination adapters (P/N 01650-63203) 3 Available from Agilent through resale program 4 Requires termination adapters (P/N E5346A)
											1675X,16715/6/7/8/9	16550,16710/1/2	16557	16600	16601	16602	16603	16550	16557	1670	1671	1672	1673	
IDT																								
R3041	50	PLCC	Anly Prb	√	√				Corelis	5/6	2	1	2	√	√	√		1	2	√	√			PI-R3041[1], Qty: 5 [2]
R3051/52/81/82	50	PLCC	Anly Prb	√	√				Corelis	5/6	2	1	2	√	√	√		1	2	√	√			PI-R30XX[1], Qty: 5 [2]
R32364	67	TQFP	Anly Prb	√	√				Corelis	5/7	2	1	2	√	√	√		1	2	√	√			PI-RC32364[1], Qty: 5[2]
									Resale															Agilent: CRL-60079[3], Qty: 5[2]
R36100	33	MQUAD	Anly Prb	√	√				Corelis	6/12	2	1	2	√	√	√		1	2	√	√			PI-36100[1], Qty: 6
R4000/4400PC	50	PGA	Anly Prb	√	√				Corelis	8/9	2	2	2	√	√			2	2	√				PI-R4000/4400 [1]
R4600/4700	All	PGA	Anly Prb	√	√				Corelis	6/7	2	1	2	√	√	√		1	2	√	√			PI-R4700-P[1], Qty:6 [2]
		MQUAD	Anly Prb	√	√				Corelis	6/7	2	1	2	√	√	√		1	2	√	√			PI-R4700-Q[1],Qty:6[2]
R4640	All	PQFP	Anly Prb	√	√				Corelis	4/4	1	1	1	√	√	√	√	1	1	√	√	√		PI-4600 [1],Qty:4[2]
		(128 Pin)							Resale															Agilent: CRL-60038 [3],Qty:4[2]
R4650	All	MQUAD	Anly Prb	√	√				Corelis	6/7	2	1	2	√	√	√		1	2	√	√			PI-R4650 [1],Qty:6[2]
R5000	All	PGA	Anly Prb	√	√				Corelis	6/9	2	1	2	√	√	√		1	2	√	√			PI-R5000 [1],Qty:6 [2]
									Resale															Agilent: CRL-60041 [3],Qty:6[2]
RC32332	All	256-BGA	Anly Prb	√	√				Corelis	6/14	2	1	2	√	√	√		1	2	√	√			PI-RC32332, Qty:3[4]
RC32334	All	208-PQFP	Anly Prb	√	√				Corelis	6/14	2	1	2	√	√	√		1	2	√	√			PI-RC32334, Qty:3[4]
RC32355	All	208-PQFP	Anly Prb	√	√				Corelis	6/14	2	1	2	√	√	√		1	2	√	√			PI-RC32355, Qty:3[4]
RC64474/4574	All	PQFP	Anly Prb		√	√			Corelis	6/6	2	1	2	√	√	√		1	2	√	√			PI-RC64474 [1], Qty:3[4]
									Resale															Agilent: CRL-60086 [3], Qty:3[4]
RC64475/4575	All	MQUAD	Anly Prb		√	√			Corelis	8/8	2	2	2	√	√			2	2	√				PI-RC64475 [1], Qty:4[4]
									Resale															Agilent: CRL-60087 [3], Qty:4[4]

Device Coverage			Product Information								Agilent Technologies Logic Analyzer Support															Notes:
Device Manufacturer or Architecture and Name	Max Bus Clk MHz	Pin Count, Pkg Type	Product Type	Timing	State	Enhanced IA	Emulation	Setup Assist	3rd Party Vendor or Agilent Product Number		Min # Pods for IA / Max # Pods	16700A/B Series with ...				16600A Series				16500C with ...		1670G Series				1 Directly available from the 3rd party vendor by this product # 2 Requires termination adapters (P/N 01650-63203) 3 Available from Agilent through resale program 4 Requires termination adapters (P/N E5346A)
												1675X,16715/6/7/8/9	16550,16710/1/2	16557		16600	16601	16602	16603	16550	16557	1670	1671	1672	1673	
Intel Architecture Processors (Includes Pentium, 80X86, 80960X, and Other)																										
Intel Pentium																										

Product Compatibilities

Packages	Interposers	Analysis Probes	LA cards
Mobile	E2494A	E2487C	16555/6/7
Slot 1	E2492B		16715/16/17
Slot 2	E2492C		16718/19
370 PPGA	E2492E		

Pentium CPU 567\66	66	PGA	Anly Prb	√					ET	-/12	3	2	3	√				2	3					HP-Pentium-PGA14-UI[1]
Pentium and Pentium with MMX (75 to 233 MHz - core)	66	296-SPGA	Anly Prb	√	√	√		√	E9592A #002	8/10	2	2	2	√	√			2	2	√				E9592A #002-former product# E2457A E5900A #500-former product# E3491B Emulation products can connect directly to the processor debug port via analysis probe.
			Emul Soln	√	√	√	√	√	E9492A #002	8/10	2	2	2	√	√									
			Emul Prb				√		E5900A #500															
			Emul Mod				√	√	E5901A #500															
Emulation Only - Pentium and Pentium with MMX			Emul Prb				√		E5900A #500															
			Emul Mod				√	√	E5901A #500															
Pentium w/ MMX - Related Products			A debugger is available from the following vendor: CAD-UL. Contact the debugger company for detailed information.																					
Pentium Pro	66	387-SPGA	Anly Prb	√	√	√		√	E2466B	10/10	3	2	3	√				2	3					Requires 12 pods if used with E2467A APIC Analysis Probe. Requires the 16505A when used with the 16500B/C frame. Standard state mode provides transaction tracking. Inverse assembly requires the use of the emulation module or emulation probe.

Device Coverage			Product Information							Agilent Technologies Logic Analyzer Support												Notes:
Device Manufacturer or Architecture and Name	Max Bus Clk MHz	Pin Count, Pkg Type	Product Type	Timing	State	Enhanced IA	Emulation	Setup Assist	3rd Party Vendor or Agilent Product Number		Min # Pods for IA / Max # Pods	16700A/B Series with ... 1675X,16715/6/7/8/9	16550,16710/1/2	16557	16600A Series 16600	16601	16602	16603	16500C with ... 16550	16557	1670G Series 1670	1671	1672	1673	1 Directly available from the 3rd party vendor by this product # 2 Requires termination adapters (P/N 01650-63203) 3 Available from Agilent through resale program 4 Requires termination adapters (P/N E5346A)
Intel Pentium continued																										
Pentium II, Pentium III up to 800 MHz	133	SEC Cartridge Slot 1 (SC242)	Anly Prb		√	√		√	E2487C E2492B		12/12	3		3											Standard state mode provides transaction tracking. Inverse assembly requires the use of the emulation module or emulation probe. Product Literature: 5968-2421E
Pentium III up to 800 MHz	133	FC-PGA (PGA370)	Anly Prb		√	√		√	E2487C E2492E		12/12	3		3											
Pentium II Xeon, Pentium III Xeon up to 733 MHz	133	SEC Cartridge Slot 2 (SC330)	Anly Prb		√	√		√	E2487C E2492C		12/12	3		3											
Celeron Processor at 266, 300,300A,333,400, 433, 500, 533 MHz	133	SEP Package Slot 1 (SC242)	Anly Prb		√	√		√	E2487C E2492B		12/12	3		3											
Celeron Processor at 300A, 333,366,400, 433, 466,500,533 MHZ	133	PPGA (PGA370)	Anly Prb		√	√		√	E2487C E2492E		12/12	3		3											
Pentium II Mobile Processor	66	Mobile/Package Mobile/Module	Anly Prb		√			√	E2494S		12/12	3		3											E2494S includes E2487C and E2494A. Product Literature: 5966-2120E
Emulation Only- Pentium Pro, II, III, and Celeron Families	All	All	Emul Prb Emul Mod Emul Migr				√ √ √	 √ √	E5900A #510 E5901A #510 E5902A #510															Former product #: E3493B, Requires debug port on target
Pentium II - Related Products			A debugger is available from the following vendor: American Arium. Contact the debugger company for detailed information.																					

Device Coverage			Product Information								Agilent Technologies Logic Analyzer Support												Notes:
Device Manufacturer or Architecture and Name	Max Bus Clk MHz	Pin Count, Pkg Type	Product Type	Timing	State	Enhanced IA	Emulation	Setup Assist	3rd Party Vendor or Agilent Product Number		Min # Pods for IA / Max # Pods	16700A/B Series with ... 1675X,16715/6/7/8/9	16550,16710/1/2	16557	16600A Series 16600	16601	16602	16603	16500C with ... 16550	16557	1670G Series 1670	1671	1672	1673	
Intel 80X86																									
8086/8088	10	DIP	Anly Prb		√				ET		3/3	1	1	1	√	√	√	√	1	1	√	√	√		HP-8086/88-DIP40-PAS[1],Qty:3 [2]
80186/88/XL	20	PLCC	Anly Prb	√	√				ET		3/6	1	1	1	√	√	√	√	1	1	√	√	√		HP-80186/88-PCC1-PAS[1], Qty:3[2]
80C186EB	20	PLCC	Anly Prb	√	√				ET		3/6	1	1	1	√	√	√	√	1	1	√	√	√		HP-80186EB-PCC5-PAS[1], Qty:3 [2]
		PQFP	Anly Prb	√	√				ET		3/6	1	1	1	√	√	√	√	1	1	√	√	√		HP-80186EB-PQFP-PAS-AC[1],Qty:3 [2]
80386EX	25	132-PQFP	Anly Prb	√	√	√		√	E2454A		4/6		1	1	√	√	√	√	1	1	√	√	√		
Intel 80960X																									
80960CA	All	PGA	Anly Prb	√					Corelis		-/5	2	1	2	√	√	√		1	2	√	√			UI-960CA[1],Qty:5 [2]
80960H-Series	40	PGA	Anly Prb	√	√	√		√	E2473A		6/7	2	1	2	√	√	√		1	2	√	√			
80960J-Series	33	PGA	Anly Prb	√	√	√		√	E2464A		5/6	2	1	2	√	√	√		1	2	√	√			Soldered 132-pin PQFP requires
		PQFP	Adapter						E5337A																E2464A and E5337A.
80960KA/KB/MC	25	PGA	Anly Prb	√					Corelis		-/4	1	1	1	√	√	√	√	1	1	√	√	√		UI-960KA/KB/MC[1],Qty:4 [2]
80960KA/KB/MC	25	PGA	Anly Prb		√				Corelis		5/6	2	1	2	√	√	√		1	2	√	√			PI-960KA/KB/MC[1],Qty:5 [2]
80960RD,RP	33	BGA	Anly Prb	√	√	√		√	E2484A		5/6	2	1	2	√	√	√		1	2	√	√			Requires P2P connector on
																									target.
80960SA,SB	All	PLCC	Anly Prb	√	√				ET		4/4	1	1	1	√	√	√	√	1	1	√	√	√		HP-80960SA/SB-PCC5-PAS[1],Qty:4[2]
Intel Other																									
8080	All	—	IA		√				Factory		2/-								1						
8085	12	DIP	Anly Prb		√				ET		2/3	1	1	1	√	√	√	√	1	1	√	√	√	√	HP-8085-DIP40-PAS[1], Qty:2[2]
8031/51	16	DIP	Anly Prb	√	√				ET		2/3	1	1	1	√	√	√	√	1	1	√	√	√	√	HP-8031/51-DIP-PAS[1], Qty:2[2]
		PLCC	Anly Prb	√	√				ET		2/3	1	1	1	√	√	√	√	1	1	√	√	√	√	HP-8031/51-PLCC-PAS-AC[1],Qty:2[2]
80860XR	50	PGA	Anly Prb	√					Corelis		-/5	2	1	2	√	√	√		1	2	√	√			UI-860XR[1],Qty:5[2]
SA-110	67	TQFP	Anly Prb	√	√				Corelis		5/6	2	1	2	√	√	√		1	2	√	√			PI-SA110[1], Qty:5 [2]
(StrongARM)									Resale																Agilent: CRL-60064[3],Qty:5 [2]
80200	100	241 BGA	Anly Prb	√	√				Corelis Resale		8/8	2	2	2		√			2	2	√				P180200, Qty:4 [4]

1 Directly available from the 3rd party vendor by this product #
2 Requires termination adapters (P/N 01650-63203)
3 Available from Agilent through resale program
4 Requires termination adapters (P/N E5346A)

Products Discontinued

Device Coverage			Product Information								Agilent Technologies Logic Analyzer Support												Notes:
Device Manufacturer or Architecture and Name	Max Bus Clk MHz	Pin Count, Pkg Type	Product Type	Timing	State	Enhanced IA	Emulation	Setup Assist	3rd Party Vendor or Agilent Product Number		Min # Pods for IA / Max # Pods	16700A/B Series with ... 1675X,16715/6/7/8/9	16550,16710/1/2	16557	16600A Series 16600	16601	16602	16603	16500C with ... 16550	16557	1670G Series 1670	1671	1672	1673	
LSI Logic																									
LR33000/33050	All	PGA	Anly Prb	√	√				Corelis		5/8	2	1	2	√	√	√		1	2	√	√			PI-LR33000[1],Qty:5 [2]
LR33020	All	PGA	Anly Prb	√	√				Corelis		7/11	2	2	2	√	√			2	2	√				PI-LR33020 [1],Qty:7 [2]
MIPS - See IDT, LSI Logic, NEC, NKK, Performance, Siemens, Toshiba or QED																									
Motorola (Includes PowerPC, 68K, CPU32, Coldfire, 6830X, M-Core, DSPs, 68HCXX, 680X, and 88K)																									
Motorola Power PC																									
Motorola PowerPC 5XX Family																									
MPC505/509		160-PQFP	Anly Prb	√	√	√		√	E9585A #002		6/10	2	1	2	√	√	√		1	2	√	√			E9585A #002-Former product#E2490A
			Emul Soln	√	√	√	√	√	E9485A #002		6/10	2	1	2	√	√	√								E5900A#050-Former product#E3456A
			Emul Prb				√		E5900A #050																Inverse assembler supports trace
			Emul Mod				√	√	E5901A #050																reconstruction. The trace reconstruc-
			Emul Migr				√	√	E5902A #050																tion tool makes use of indirect
MPC555	40	IA Only,	Anly Prb	√	√	√		√	E9610A #001		6/14	2	1	2	√	√	√								branch show cycles and recon-
		Custom	Emul Soln	√	√	√	√	√	E9510A #001		6/14	2	1	2	√	√	√								structs the full software trace. This
		Probing	Emul Prb				√		E5900A #050																allows the processor to run full-
			Emul Mod				√	√	E5901A #050																speed from internal flash or cache.
			Emul Migr				√	√	E5902A #050																Analysis Probe requires emulation module
Emulation Only-	All	All	Emul Prb				√		E5900A #050																or probe to configure for address
505,509,555			Emul Mod				√	√	E5901A #050																reconstruction. Analysis probe is four
			Emul Migr				√	√	E5902A #050																way rotatable. Emulation products
																									can connect directly to BDM port via
																									the analysis probe for the MPC 505/509.
																									MPC555 requires a BDM port on the target.
																									Custom probing application note for
																									IA only analysis: 5968-2502E.
																									Product Literature 5968-2504E
PowerPC 5XX Related Products			Debuggers are available from the following vendors: GHS, Microtec/Mentor, SDS, WindRiver. Contact the debugger company for detailed information.																						

Products Discontinued

1 Directly available from the 3rd party vendor by this product #
2 Requires termination adapters (P/N 01650-63203)
3 Available from Agilent through resale program
4 Requires termination adapters (P/N E5346A)

Device Coverage			Product Information								Agilent Technologies Logic Analyzer Support											Notes:
Device Manufacturer or Architecture and Name	Max Bus Clk MHz	Pin Count, Pkg Type	Product Type	Timing	State	Enhanced IA	Emulation	Setup Assist	3rd Party Vendor or Agilent Product Number		Min # Pods for IA / Max # Pods	16700A/B Series with ... 1675X,16715/6/7/8/9	16550,16710/1/2	16557	16600A Series 16600	16601	16602	16603	16500C with ... 16550	16557	1670G Series 1670	1671	1672	1673	1 Directly available from the 3rd party vendor by this product # 2 Requires termination adapters (P/N 01650-63203) 3 Available from Agilent through resale program 4 Requires termination adapters (P/N E5346A)
Motorola PowerPC 6XX Family																						
PowerPC 601	66	—	I A	√	√				E2449B		8/10	2	2	2	√	√			2	2	√	
PowerPC	66	IA Only,	Anly Prb	√	√	√		√	E9587A #001		8/10	2	2	2	√	√			2	2	√	E9587A #001-former product# E2449B
603,603e,603ei,		Custom	Emul Soln	√	√	√	√	√	E9487B #001		8/10	2	2	2								E9587A #002-former product# E2455B
603ev		Probing	Emul Prb				√		E5900B #060													Inverse assembler supports code-flow only
			Emul Mod				√	√	E5901B #060													mode, which requires 4 pods minimum.
			Emul Migr				√	√	E5902A #060													Supports cache-on trace reconstruction.
			Emul Migr				√	√	E5902B #060													See literature for more information.
PowerPC	66	240-PQFP	Anly Prb	√	√	√		√	E9587A #002		8/10	2	2	2	√	√			2	2	√	All PowerPC 6XX emulation
603,603e,			Emul Soln	√	√	√	√	√	E9487B #002		8/10	2	2	2								products require a JTAG port
603ev			Emul Prb				√		E5900B #060													on the target. E5902A #060 is only compatible
			Emul Mod				√	√	E5901B #060													with E5900A #060 or E5901A #060.
			Emul Migr				√	√	E5902A #060													E5902B #060 is only compatible with
			Emul Migr				√	√	E5902B #060													E5900B #060 or E5901B #060.
Emulation Only-	All	All	Emul Prb				√		E5900B #060													Product Literature: 5966-2868E
603, 603e			Emul Mod				√	√	E5901B #060													
-rev1,3,4,5,603ei			Emul Migr				√	√	E5902A #060													
603ev-rev2,12			Emul Migr				√	√	E5902B #060													
PowerPC 603 - Related Products			Debuggers are available from the following vendors: GHS, Microtec/Mentor, SDS, WindRiver. Contact the debugger company for detailed information.																			
PowerPC 603e	66	255-BGA	Adapter						Ironwood													LA-BGA-603E-S-B-01[1], 255-pin BGA requires
			(soldered)						Electronics													Agilent E9587A #001 and
																						LA-BGA-603E-S-B-01 and
																						SF-BGA255A-B-01
PowerPC 603e	66	255-BGA	Adapter						Ironwood													LA-BGA-603E-S-B-01[1], 255-pin BGA requires
			(socketed)						Electronics													Agilent E9587A #001 and
																						LA-BGA-603E-Z-B-01 and
																						SF-BGA255A-B-01
Emulation Only-	All	All	Emul Mod				√	√	E5901B #060													All PowerPC 6XX emulation products
604, 604e-rev2,3																						require a JTAG port on the target. E5902A
																						#060 is only compatible with E5900A #060
																						or E5901A #060.
																						Product Literature: 5966-2868E
PowerPC 604 - Related Products			Debuggers are available from the following vendors: Microtec/Mentor, SDS, WindRiver. Contact the debugger company for detailed information.																			

Products Discontinued

Device Coverage			Product Information								Agilent Technologies Logic Analyzer Support												Notes:
Device Manufacturer or Architecture and Name	Max Bus Clk MHz	Pin Count, Pkg Type	Product Type	Timing	State	Enhanced IA	Emulation	Setup Assist	3rd Party Vendor or Agilent Product Number		Min # Pods for IA / Max # Pods	16700A/B Series with ...			16600A Series				16500C with ...		1670G Series			
												1675X,16715/6/7/8/9	16550,16710/1/2	16557	16600	16601	16602	16603	16550	16557	1670	1671	1672	1673
Motorola PowerPC 7XX Family																								
PowerPC 740	All	IA Only, Custom Probing	Anly Prb	√	√	√		√	E9586A #001		8/10	2	2	2	√	√			2	2	√			
			Emul Soln	√	√	√	√	√	E9486B #001		8/10	2	2	2										
			Emul Prb				√		E5900B #070															
			Emul Mod				√	√	E5901B #070															
			Emul Migr				√	√	E5902A #070															
			Emul Migr				√	√	E5902B #070															
Emulation Only - 740	All	All	Emul Prb				√		E5900B #070															
			Emul Mod				√	√	E5901B #070															
			Emul Migr				√	√	E5902A #070															
			Emul Migr				√	√	E5902B #070															
PowerPC 740	66	255-BGA	Adapter (soldered)						Ironwood Electronics															
	66	255-BGA	Adapter (socketed)						Ironwood Electronics															
PowerPC 740 Related Products			A debugger is available from the following vendors: GHS, Microtec/Mentor, SDS, WindRiver. Contact the debugger company for detailed information.																					

Products Discontinued

Device Coverage	Notes:
PowerPC 740	E9586A #001-former product# E2498A Inverse assembler supports code-flow only mode, which requires 4 pods minimum. Supports cache-on trace reconstruction. See literature for more information. All PowerPC 7XX emulation products require a JTAG port on the target. E5902A #070 is only compatible with E5900A #070 or E5901A #070. E5902B #070 is only compatible with E5900B #070 or E5901B #070. Product Literature: 5966-2867E
PowerPC 740	LA-BGA-740-S-B-02[1], 255-pin BGA requires Agilent E9586A #001 and LA-BGA-740-S-B-02 and SF-BGA255A-B-01
PowerPC 740	LA-BGA-740-Z-B-02[1], 255-pin BGA requires Agilent E9586A #001 and LA-BGA-740-Z-B-02 and SF-BGA255A-B-01

1 Directly available from the 3rd party vendor by this product #
2 Requires termination adapters (P/N 01650-63203)
3 Available from Agilent through resale program
4 Requires termination adapters (P/N E5346A)

Device Coverage			Product Information								Agilent Technologies Logic Analyzer Support												Notes:
Device Manufacturer or Architecture and Name	Max Bus Clk MHz	Pin Count, Pkg Type	Product Type	Timing	State	Enhanced IA	Emulation	Setup Assist	3rd Party Vendor or Agilent Product Number		Min # Pods for IA / Max # Pods	16700A/B Series with ... 1675X,16715/6/7/8/9	16700A/B Series with ... 16550,16710/1/2	16700A/B Series with ... 16557	16600A Series 16600	16600A Series 16601	16600A Series 16602	16600A Series 16603	16500C with ... 16550	16500C with ... 16557	1670G Series 1670	1670G Series 1671	1670G Series 1672	1670G Series 1673	
Motorola PowerPC 7XX Family continued																							
PowerPC 750	All	IA Only, Custom Probing	Anly Prb	√	√	√		√	E9586A #001		8/10	2	2	2	√	√			2	2	√				E9586A #001-former product# E2498A Inverse assembler supports code-flow only mode, which requires 4 pods minimum. Supports cache-on trace reconstruction. See literature for more information. All PowerPC 7XX emulation products require a JTAG port on the target. E5902A #070 is only compatible with E5900A #070 or E5901A #070. E5902B #070 is only compatible with E5900B #070 or E5901B #070. Product Literature: 5966-2867E
			Emul Soln	√	√	√	√	√	E9486B #001		8/10	2	2	2											
			Emul Prb				√		E5900B #070																
			Emul Mod				√	√	E5901B #070																
			Emul Migr				√	√	E5902A #070																
			Emul Migr				√	√	E5902B #070																
Emulation Only - 750	All	All	Emul Prb				√		E5900B #070																
			Emul Mod				√	√	E5901B #070																
			Emul Migr				√	√	E5902A #070																
			Emul Migr				√	√	E5902B #070																
PowerPC 750	66	360-BGA	Adapter (soldered)						Ironwood Electronics																LA-BGA-750-S-B-02[1], 360-pin BGA requires Agilent E9586A #001 and LA-BGA-750-S-B-02 and SF-BGA360A-B-01
	66	360-BGA	Adapter (socketed)						Ironwood Electronics																LA-BGA-750-Z-B-02[1], 360-pin BGA requires Agilent E9586A #001 and LA-BGA-750-Z-B-02 and SF-BGA360A-B-01
PowerPC 750 Related Products			A debugger is available from the following vendors: GHS, Microtec/Mentor, SDS, WindRiver. Contact the debugger company for detailed information.																						

Products Discontinued

1 Directly available from the 3rd party vendor by this product #
2 Requires termination adapters (P/N 01650-63203)
3 Available from Agilent through resale program
4 Requires termination adapters (P/N E5346A)

Device Coverage			Product Information								Agilent Technologies Logic Analyzer Support												Notes:
												16700A/B Series with ...			16600A Series				16500C with ...		1670G Series			
Device Manufacturer or Architecture and Name	Max Bus Clk MHz	Pin Count, Pkg Type	Product Type	Timing	State	Enhanced IA	Emulation	Setup Assist	3rd Party Vendor or Agilent Product Number		Min # Pods for IA / Max # Pods	1675X,16715/6/7/8/9	16550,16710/1/2	16557	16600	16601	16602	16603	16550	16557	1670	1671	1672	1673	
Motorola PowerPC Family continued																									
MPC745/755	All	IA Only,	Anly Prb	√	√	√		√	E9586A #001		8/10	2	2	2	√	√									Inverse assembler supports code-flow
		Custom	Emul Soln	√	√	√	√	√	E9486B #001		8/10	2	2	2											only mode, which requires 4 pods
		Probing	Emul Prb				√		E5900B #070																minimum. Supports cache-on trace
			Emul Mod				√	√	E5901B #070																reconstruction. See literature for
			Emul Migr				√	√	E5902B #070																more information. All PowerPC
																									7XX emulation products require a JTAG port
																									on the target.
																									Product Literature: 5966-2867E
Motorola PowerPC 7400 Family																									
MPC 7400	All	IA Only,	Anly Prb	√	√	√		√	E9613B #001		8/10	2	2	2	√	√									Cache on trace reconstruction makes
		Custom	Emul Soln	√	√	√	√	√	E9513B #001		8/10	2	2	2											use of processor branch trace mode
		Probing	Emul Prb				√		E5900B #110																and reconstructs the full software
			Emul Mod				√	√	E5901B #110																trace. This allows the processor to run
			Emul Migr				√	√	E5902B #110																full speed, uninterrupted from internal
																									flash or cache with cache enabled.
MPC7410	133		Anly Prb	√	√	√	√	√	E9614A #001																
			Emul Prb				√		E5900B #110																
			Emul Mod				√	√	E5901B #110																
			Emul Migr				√	√	E5902B #110																
MPC7450	133	IA only	Anly Prb						E9614A #001																
MPC 7400 Related Products			A debugger is available from the following vendor: GHS. Contact the debugger company for detailed information.																						
Motorola PowerPC 8XX Family																									
MPC801	All	—	I A		√				Corelis Resale		6/6	2	1	2	√	√	√		1	2	√	√			IA-MPC801, Qty: 3[4]
																									Agilent: CRL-60078[3], Qty: 3[4]
MPC823/850	All	—	I A		√	√			Corelis Resale		6/6	2	1	2	√	√	√		1	2	√	√			IA-MPC823/850, Qty: 3[4]
																									Agilent: CRL-60071[3], Qty: 3[4]
	66	BGA	Anly Prb	√	√	√			Corelis Resale		6/11	2	1	2	√	√	√		1	2	√	√			PI-MPC823/850, Qty: 3[4]
																									Agilent: CRL-60072[3], Qty: 3[4]

Products Discontinued

Notes:

1 Directly available from the 3rd party vendor by this product #

2 Requires termination adapters (P/N 01650-63203)

3 Available from Agilent through resale program

4 Requires termination adapters (P/N E5346A)

Device Coverage			Product Information								Agilent Technologies Logic Analyzer Support												Notes:
Device Manufacturer or Architecture and Name	Max Bus Clk MHz	Pin Count, Pkg Type	Product Type	Timing	State	Enhanced IA	Emulation	Setup Assist	3rd Party Vendor or Agilent Product Number		Min # Pods for IA / Max # Pods	16700A/B Series with ... 1675X,16715/6/7/8/9	16550,16710/1/2	16557	16600A Series 16600	16601	16602	16603	16500C with ... 16550	16557	1670G Series 1670	1671	1672	1673	1 Directly available from the 3rd party vendor by this product # 2 Requires termination adapters (P/N 01650-63203) 3 Available from Agilent through resale program 4 Requires termination adapters (P/N E5346A)
Motorola PowerPC 8XX Family continued																									
MPC855,		IA Only,	Anly Prb	√	√	√		√	E9584B #001		6/12	2	1	2	√	√	√		1	2	√	√			E9584B #002-former product# E2476B
860 DP/P/T,	50	Custom	Emul Soln	√	√	√	√	√	E9484B #001		6/12	2	1	2											Supports cache-on trace reconstruction.
862 (860 ESAR)		Probing	Emul Prb				√		E5900B #080																See literature for more information.
			Emul Mod				√	√	E5901B #080																Emulation products can
			Emul Migr				√	√	E5902A #080																connect directly to BDM port via the
			Emul Migr				√	√	E5902B #080																MPC860 analysis probe, otherwise
		357-BGA	Anly Prb	√	√	√		√	E9584B #002		6/12	2	1	2	√	√	√		1	2	√	√			requires BDM port on the target.
			Emul Soln	√	√	√	√	√	E9484B #002		6/12	2	1	2											Product Literature: 5966-2866E
			Emul Prb				√		E5900B #080																
			Emul Mod				√	√	E5901B #080																
			Emul Migr				√	√	E5902A #080																
			Emul Migr				√	√	E5902B #080																
Emulation Only -	All	All	Emul Prb				√		E5900B #080																Former product #: E3497A
801,821,823,850,			Emul Mod				√	√	E5901B #080																Emulation module or probe can
855, 860 Families			Emul Migr				√	√	E5902A #080																connect directly to BDM port via
			Emul Migr				√	√	E5902B #080																the analysis probe, otherwise
																									requires BDM port on the target.
																									Product Literature: 5966-2866E
PowerPC 8XX Related Products			Debuggers are available from the following vendors: GHS, Microtec/Mentor, SDS, WindRiver. Contact the debugger company for detailed information.																						

Device Coverage			Product Information								Agilent Technologies Logic Analyzer Support												Notes:
Device Manufacturer or Architecture and Name	Max Bus Clk MHz	Pin Count, Pkg Type	Product Type	Timing	State	Enhanced IA	Emulation	Setup Assist	3rd Party Vendor or Agilent Product Number		Min # Pods for IA / Max # Pods	16700A/B Series with ... 1675X,16715/6/7/8/9	16550,16710/1/2	16557	16600A Series 16600	16601	16602	16603	16500C with ... 16550	16557	1670G Series 1670	1671	1672	1673	1 Directly available from the 3rd party vendor by this product # 2 Requires termination adapters (P/N 01650-63203) 3 Available from Agilent through resale program 4 Requires termination adapters (P/N E5346A)
Motorola PowerPC 82XX Family																									
MPC8240	100	IA Only,	Anly Prb	√	√	√		√	E9611A #001		8/14	2	2	2	√	√									Inverse assembler supports code-flow
		Custom	Emul Soln	√	√	√	√	√	E9511B #001		8/14	2	2	2											only mode, which requires 4 pods minimum.
		Probing	Emul Prb				√		E5900B #100																Supports cache-on trace reconstruction.
			Emul Mod				√	√	E5901B #100																See literature for more information. PCI
			Emul Migr				√	√	E5902A #100																support available from FuturePlus Systems
			Emul Migr				√	√	E5902B #100																Corporation. E5902A #100 is only compatible
		352-BGA	Anly Prb	√	√	√		√	E9611A #002		8/14	2	2	2	√	√									with E5900A #100 or E5901A #100.
			Emul Soln	√	√	√	√	√	E9511B #002		8/14	2	2	2											E5902B #100 is only compatible with
			Emul Prb				√		E5900B #100																E5900B #100 or E5901B #100.
			Emul Mod				√	√	E5901B #100																Product Literature: 5968-1981E
			Emul Migr				√	√	E5902A #100																
			Emul Migr				√	√	E5902B #100																
MPC8260/8255	66	IA Only,	Anly Prb	√	√	√		√	E9603A #001		8/22	2	2	2	√	√									Supports cache-on trace reconstruction. See
PowerQUICC II		Custom	Emul Soln	√	√	√	√	√	E9503B #001		8/22	2	2	2											literature for more information.
		Probing	Emul Prb				√		E5900B #100																PCI support available from
			Emul Mod				√	√	E5901B #100																FuturePlus Systems Corp. E5902A #100 is only
			Emul Migr				√	√	E5902A #100																compatible with E5900A #100 or E5901A #100.
			Emul Migr				√	√	E5902B #100																E5902B #100 is only compatible with
		480-BGA	Anly Prb	√	√	√		√	E9603A #002		8/22	2	2	2	√	√									E5900B #100 or E5901B #100.
			Emul Soln	√	√	√	√	√	E9503B #002		8/22	2	2	2											Product Literature: 5968-1981E
			Emul Prb				√		E5900B #100																
			Emul Mod				√	√	E5901B #100																
			Emul Migr				√	√	E5902A #100																
			Emul Migr				√	√	E5902B #100																
PowerPC 82XX Related Products			Debuggers are available from the following vendors: GHS, Microtec/Mentor, SDS, WindRiver. Contact the debugger company for detailed information.																						

Device Coverage | **Product Information** | **Agilent Technologies Logic Analyzer Support** (Products Discontinued)

Device Manufacturer or Architecture and Name	Max Bus Clk MHz	Pin Count, Pkg Type	Product Type	Timing	State	Enhanced IA	Emulation	Setup Assist	3rd Party Vendor or Agilent Product Number		Min # Pods for IA / Max # Pods	16700A/B Series with ... 1675X,16715/6/7/8/9	16550,16710/1/2	16557	16600A Series 16600	16601	16602	16603	16500C with ... 16550	16557	1670G Series 1670	1671	1672	1673	Notes:
Motorola 68K																									
68000/10	12.5	DIP	Anly Prb	√	√				ET		3/4	1	1	1	√	√	√	√	1	1	√	√	√		HP-68000/10-DIP-PAS[1], Qty:3[2]
		SDIP	Anly Prb	√	√				ET		3/4	1	1	1	√	√	√	√	1	1	√	√	√		HP-68000/10-SDIP-PAS[1], Qty:3[2]
		PLCC	Anly Prb	√	√				ET		3/4	1	1	1	√	√	√	√	1	1	√	√	√		HP-68000/10-PLCC-PAS[1], Qty:3[2]
		PGA	Anly Prb	√	√				ET		3/4	1	1	1	√	√	√	√	1	1	√	√	√		HP-68000/10-PGA2-PAS[1], Qty:3[2]
68000/HC000	16.7	PGA	Anly Prb	√	√			√	E2447AA		3/7	1	1	1	√	√	√	√	1	1	√	√	√		Termination adapters optional
68HC000/001	12.5	PGA	Anly Prb	√	√				ET		3/4	1	1	1	√	√	√	√	1	1	√	√	√		HP-PGA7-QF03-T/S[1], Qty:3[2]
		PLCC	Anly Prb	√	√				ET		3/4	1	1	1	√	√	√	√	1	1	√	√	√		HP-68HC000/01-PLCC-PAS[1],Qty:3 [2]
68EC000	16.7	PLCC	Anly Prb	√	√			√	E2447AB		3/7	1	1	1	√	√	√	√	1	1	√	√	√		Termination adapters optional
68EC000	8	PLCC	Anly Prb	√	√				ET		3/4	1	1	1	√	√	√	√	1	1	√	√	√		HP-68EC000-PLCC-PAS-AC[1], Qty:3 [2]
68008	12.5	DIP	Anly Prb	√	√				ET		3/4	1	1	1	√	√	√	√	1	1	√	√	√		HP-68008-DIP-PAS[1], Qty:3[2]
68020	33	PGA	Anly Prb	√	√	√		√	E2426A		5/6	2	1	2	√	√	√		1	2	√	√			132-pin soldered PQFP requires
		PQFP	Adapter						#1CC																E2426A and #1CC.
68020	33	PQFP	Anly Prb	√	√				ET		5/6	2	1	2	√	√	√		1	2	√	√			HP-68020-PQFP-PAS-AC [1], Qty:5 [2]
68EC020	33	PGA	Anly Prb	√	√	√		√	E2426B		5/6	2	1	2	√	√	√		1	2	√	√			100-pin soldered PQFP requires
		PQFP	Adapter						#1CC																E2426B and #1CC.
68030	50	PGA	Anly Prb		√	√		√	E2406A		5/5	2	1	2	√	√	√		1	2	√	√			132-pin soldered PQFP requires
		PQFP	Adapter						#1CC																E2406A and #1CC
68030	33	PQFP	Anly Prb	√	√				ET		5/6	2	1	2	√	√	√		1	2	√	√			HP-68030-PQFP-PAS-AC-2[1], Qty:5 [2]
68EC030	50	PGA	Anly Prb		√	√		√	E2406A		5/5	2	1	2	√	√	√		1	2	√	√			
68060/68040	50	PGA	Anly Prb	√	√			√	E2459A		6/8	2	1	2	√	√	√		1	2	√	√			

Notes:

1 Directly available from the 3rd party vendor by this product #
2 Requires termination adapters (P/N 01650-63203)
3 Available from Agilent through resale program
4 Requires termination adapters (P/N E5346A)

Device Coverage			Product Information								Agilent Technologies Logic Analyzer Support													Notes:
												16700A/B Series with ...			16600A Series				16500C with ...		1670G Series			
Device Manufacturer or Architecture and Name	Max Bus Clk MHz	Pin Count, Pkg Type	Product Type	Timing	State	Enhanced IA	Emulation	Setup Assist	3rd Party Vendor or Agilent Product Number		Min # Pods for IA / Max # Pods	1675X,16715/6/7/8/9	16550,16710/1/2	16557	16600	16601	16602	16603	16550	16557	1670	1671	1672	1673	1 Directly available from the 3rd party vendor by this product # 2 Requires termination adapters (P/N 01650-63203) 3 Available from Agilent through resale program 4 Requires termination adapters (P/N E5346A)
Motorola CPU32 Family																									
68331/32/34/35	25	132-PQFP	Anly Prb	√	√	√		√	E9589A #002		4/12	1	1	1	√	√	√	√	1	1	√	√	√		E9589A #002- former product # E8115A
			Emul Soln	√	√	√	√	√	E9489A #002		4/12	1	1	1	√	√	√	√							E9589A #003-former product# E8116A
			Emul Prb				√		E5900A #030																E5900A #030-former product# E3458A
			Emul Mod				√	√	E5901A #030																Analysis probe requires emulation
			Emul Migr				√	√	E5902A #030																module or probe to configure for
68331/32	25	144-TQFP	Anly Prb	√	√	√		√	E9589A #003		4/12	1	1	1	√	√	√	√	1	1	√	√	√		address reconstruction. Emulation
			Emul Soln	√	√	√	√	√	E9489A #003		4/12	1	1	1	√	√	√	√							products can connect directly to BDM
			Emul Prb				√		E5900A #030																port via the analysis probe otherwise
			Emul Mod				√	√	E5901A #030																requires BDM on the target.
			Emul Migr				√	√	E5902A #030																Product Literature: 5966-3368E
Emulation Only - 68331/CK331, 68332/68334, 68335, LK332,	All	All	Emul Prb				√		E5900A #030																
			Emul Mod				√	√	E5901A #030																
			Emul Migr				√	√	E5902A #030																
68331/32/34/35 Related Products			Debuggers are available from the following vendors: GHS, Microtec/Mentor, SDS. Contact the debugger company for detailed information.																						
68336/76	25	160-PQFP	Anly Prb	√	√	√		√	E9596A #002		4/12	1	1	1	√	√	√	√	1	1	√	√	√		E9596A #002- former product# E8118A
			Emul Soln	√	√	√	√	√	E9496A #002		4/12	1	1	1	√	√	√	√							E5900A #030- former product# E3458A
			Emul Prb				√		E5900A #030																Analysis probe requires emulation
			Emul Mod				√	√	E5901A #030																probe or module to configure for
			Emul Migr				√	√	E5902A #030																address reconstruction. Emulation
Emulation Only - 68336,68376			Emul Prb				√		E5900A #030																products can connect directly to BDM
			Emul Mod				√	√	E5901A #030																port via the analysis probe, otherwise
			Emul Migr				√	√	E5902A #030																requires BDM port on the target.
																									Product Literature: 5966-3368E
68336/76 Related Products			Debuggers are available from the following vendors: GHS, Microtec/Mentor, SDS. Contact the debugger company for detailed information.																						

Products Discontinued

Device Coverage			Product Information								Agilent Technologies Logic Analyzer Support												Notes:
Device Manufacturer or Architecture and Name	Max Bus Clk MHz	Pin Count, Pkg Type	Product Type	Timing	State	Enhanced IA	Emulation	Setup Assist	3rd Party Vendor or Agilent Product Number		Min # Pods for IA / Max # Pods	16700A/B Series with ... 1675X,16715/6/7/8/9	16550,16710/1/2	16557	16600A Series 16600	16601	16602	16603	16500C with ... 16550	16557	1670G Series 1670	1671	1672	1673	1 Directly available from the 3rd party vendor by this product # 2 Requires termination adapters (P/N 01650-63203) 3 Available from Agilent through resale program 4 Requires termination adapters (P/N E5346A)
Motorola CPU32 Family continued																									
68360, 68EN360, 68MH360	33	241-PGA	Anly Prb	√	√	√		√	E9590A #002		6/12	2	1	2	√	√	√		1	2	√	√			E9590A #002-former product # E2448B E9590A #003-former product # E8123A E5900A #030-former product # E3458A Analysis probe requires emulation probe or module to configure for address reconstruction. Emulation products can connect directly to BDM port via the analysis probe, otherwise requires BDM port on the target. Product Literature: 5966-3368E
			Emul Soln	√	√	√	√	√	E9490A #002		6/12	2	1	2	√	√	√								
			Emul Prb				√		E5900A #030																
			Emul Mod				√	√	E5901A #030																
			Emul Migr				√	√	E5902A #030																
		240-PQFP	Anly Prb	√	√	√		√	E9590A #003		6/12	2	1	2	√	√	√		1	2	√	√			
			Emul Soln	√	√	√	√	√	E9490A #003		6/12	2	1	2	√	√	√								
			Emul Prb				√		E5900A #030																
			Emul Mod				√	√	E5901A #030																
			Emul Migr				√	√	E5902A #030																
Emulation Only - 68360, 68EN360, 68MH360	All	All	Emul Prb				√		E5900A #030																
			Emul Mod				√	√	E5901A #030																
			Emul Migr				√	√	E5902A #030																
68360 Related Products			Debuggers are available from the following vendors: GHS, Microtec/Mentor, SDS. Contact the debugger company for detailed information.																						

Device Coverage			Product Information						Agilent Technologies Logic Analyzer Support														Notes:
Device Manufacturer or Architecture and Name	Max Bus Clk MHz	Pin Count, Pkg Type	Product Type	Timing	State	Enhanced IA	Emulation	Setup Assist	3rd Party Vendor or Agilent Product Number		Min # Pods for IA / Max # Pods	16700A/B Series with ...			16600A Series				16500C with ...		1670G Series				
												1675X,16715/6/7/8/9	16550,16710/1/2	16557	16600	16601	16602	16603	16550	16557	1670	1671	1672	1673	
Motorola CPU32 Family continued																									
Emulation Only - 68330,68F333, 68CK338, 68340,68341, 68349			Emul Prb				√		E5900A #030																E5900A #030-former product # E3458A Emulation products can connect directly to BDM port via the analysis probe, otherwise requires BDM port on the target. Product Literature: 5966-3368E
			Emul Mod				√	√	E5901A #030																
			Emul Migr				√	√	E5902A #030																
668340	All	PGA	Anly Prb	√	√				Corelis		3/7	1	1	1	√	√	√	√	1	1	√	√	√		PI-68340-P[1],Qty:3 [2]
									Resale																Agilent: CRL-60052[3],Qty:3 [2]
68340	20	PQFP	Anly Prb	√	√				ET		4/7	1	1	1	√	√	√	√	1	1	√	√	√		HP-68340-QFP-PAS-AC[1], Qty:4 [2]
8330/33/38,68340/41/49 Related products Debuggers are available from the following vendors: GHS, Microtec/Mentor, SDS. Contact the debugger company for detailed information.																									
Motorola 6830X																									
68302	All	PGA	Anly Prb	√	√				Corelis		3/6	1	1	1	√	√	√	√	1	1	√	√	√		PI-68302/G [1],Qty:3 [2]
									Resale																Agilent: CRL-60049 [3],Qty:3[2]
		PQFP	Anly Prb	√	√				Corelis		3/6	1	1	1	√	√	√	√	1	1	√	√	√		PI-68302-Q[1],Qty:3 [2]
									Resale																Agilent: CRL-60050 [3],Qty:3[2]
68EN302	20	TQFP	Anly Prb	√	√				Corelis		3/7	1	1	1	√	√	√	√	1	1	√	√	√		PI-68EN302[1],Qty:3[2]
									Resale																Agilent: CRL-60060 [3],Qty:3[2]
68LC302	25	PGA	Anly Prb	√	√				Corelis		3/6	1	1	1	√	√	√	√	1	1	√	√	√		PI-68LC302-P[1],Qty:3 [2]
		TQFP	Anly Prb	√	√				Corelis		3/6	1	1	1	√	√	√	√	1	1	√	√	√		PI-68LC302-T[1],Qty:3[2]
									Resale																Agilent: CRL-60066 [3],Qty:3[2]

Products Discontinued

Notes:

1 Directly available from the 3rd party vendor by this product #
2 Requires termination adapters (P/N 01650-63203)
3 Available from Agilent through resale program
4 Requires termination adapters (P/N E5346A)

Device Coverage | **Product Information** | **Agilent Technologies Logic Analyzer Support** | Products Discontinued | **Notes:**

Device Manufacturer or Architecture and Name	Max Bus Clk MHz	Pin Count, Pkg Type	Product Type	Timing	State	Enhanced IA	Emulation	Setup Assist	3rd Party Vendor or Agilent Product Number		Min # Pods for IA / Max # Pods	16700A/B Series with ... 1675X,16715/6/7/8/9	16550,16710/1/2	16557	16600	16601	16602	16603	16500C with ... 16550	16557	1670G Series 1670	1671	1672	1673
Motorola M-Core Family																								
DFP99, EIM Interface MMC2001, MMC2003, MMC2499,56690	All	IA Only Custom Probing	IA		√	√			Corelis Resale		4/4	1	1	1	√	√	√	√	1	1	√	√	√	
Redcap 1, Redcap 2, Wally	All	IA Only, Custom Probing	IA		√	√			Corelis Resale		4/4	1	1	1	√	√	√	√	1	1	√	√	√	
Whitecap		PGA	Anly Prb	√	√	√			Corelis		4/4	1	1	1	√	√	√	√	1	1	√	√	√	
Whitecap		PGA	Anly Prb	√	√	√			Corelis		4/4	1	1	1	√	√	√	√	1	1	√	√	√	
Mcore 340	EIM	IA Only	Anly Prb		√	√			Corelis		6/6	2	1	2	√	√	√		1	2	√	√		
Aruba, Cayman	40	IA Only Custom Probing	Anly Prb	√	√	√		√	E9612A #001		4/6	1	1	1	√	√	√	√						
			Emul Soln	√	√	√	√	√	E9512A #001		4/6	1	1	1	√	√	√	√						
			Emul Prb				√		E5900A #090															
			Emul Mod				√	√	E5901A #090															
			Emul Migr				√	√	E5902A #090															
Emulation Only - Aruba, Cayman, MMC2001/3, M-Core M210 Bondout	All	All	Emul Prb				√		E5900A #090															
			Emul Mod				√	√	E5901A #090															
			Emul Migr				√	√	E5902A #090															
Emulation Only MMC2107	All		Emul Prb				√		E5900B #090															
			Emul Mod				√		E5901B #090															
			Emul Migr				√		E5902B #090															
M-Core Related Products			A debugger is available from the following vendor: SDS, GHS. Contact the debugger company for detailed information.																					

Notes:

1 Directly available from the 3rd party vendor by this product #
2 Requires termination adapters (P/N 01650-63203)
3 Available from Agilent through resale program
4 Requires termination adapters (P/N E5346A)

Device Coverage			Product Information							Agilent Technologies Logic Analyzer Support														Notes:
Device Manufacturer or Architecture and Name	Max Bus Clk MHz	Pin Count, Pkg Type	Product Type	Timing	State	Enhanced IA	Emulation	Setup Assist	3rd Party Vendor or Agilent Product Number	Min # Pods for IA / Max # Pods	16700A/B Series with ...			16600A Series				16500C with ...		1670G Series				1 Directly available from the 3rd party vendor by this product # 2 Requires termination adapters (P/N 01650-63203) 3 Available from Agilent through resale program 4 Requires termination adapters (P/N E5346A)
											1675X,16715/6/7/8/9	16550,16710/1/2	16557	16600	16601	16602	16603	16550	16557	1670	1671	1672	1673	
Motorola DSPs																								
56000/01	All	—	I A		√				Factory	3/-	1	1	1	√	√	√	√	1	1	√	√	√		
56116/156/166	All	—	I A		√				Corelis	5/5	2	1	2	√	√	√		1	2	√	√			IA-56116/156/166[1],Qty:5[2]
56303	80	TQFP	Anly Prb	√	√				Corelis	4/7	1	1	1	√	√	√	√	1	1	√	√	√		PI-56303 [1],Qty:4 [2]
									Resale															Agilent: CRL-60063 [3],Qty:4 [2]
56309	80	TQFP	Anly Prb	√	√				Corelis	4/7	1	1	1	√	√	√	√	1	1	√	√	√		PI-56303 [1],Qty:4 [2]
									Resale															Agilent: CRL-60063 [3],Qty:4[2]
56651/2/3/4	All	IA Only, Custom Probing	Anly Prb	√	√				Corelis Resale	4/4	1	1	1	√	√	√	√	1	1	√	√	√		IA-MCORE-1[1] Agilent: CRL-60088[3]
56L811	All	TQFP	Anly Prb	√	√				Corelis	4/5	1	1	1	√	√	√	√	1	1	√	√	√		PI-56L811 [1],Qty:4 [2]
Motorola 68HCXX																								
68HC11F1	8.4	PLCC	Anly Prb	√	√				ET	3/4	1	1	1	√	√	√	√	1	1	√	√	√		HP-68HC11F1-PCC1-PAS[1], Qty:3[2]
68HC11KA2		PLCC	Anly Prb	√	√				ET	3/4	1	1	1	√	√	√	√	1	1	√	√	√		HP-68HC11KA2-PLCC-PAS[1], Qty:3[2]
68HC11K4	8	PQFP	Anly Prb	√	√				ET	2/5	1	1	1	√	√	√	√	1	1	√	√	√	√	HP-68HC11K4-QF14-PAS-AC[1], Qty:2[2]
68HC12B32		PQFP	Anly Prb	√	√				ET	3/4	1	1	1	√	√	√	√	1	1	√	√	√		HP-68HC12B32-Q14[1], Qty:3[2]
Motorola 680X																								
6800/6802	2	DIP	Anly Prb		√				ET	2/3	1	1	1	√	√	√	√	1	1	√	√	√	√	HP-6800/2-DIP40-PAS[1], Qty:2[2]
6803	All	—	I A		√				Factory	2/2								1						
14680500	All	—	I A		√				Factory	2/2								1						
6809	2	DIP	Anly Prb		√				ET	2/3	1	1	1	√	√	√	√	1	1	√	√	√	√	HP-6809-DIP40-PAS[1], Qty:2[2]
Motorola 88K																								
88100	35	PGA	Anly Prb	√	√				Corelis	5/10	2	1	2	√	√	√		1	2	√	√			PI-88100[1], Qty:5[2]
88200	35	PGA	Anly Prb	√	√				Corelis	5/10	2	1	2	√	√	√		1	2	√	√			PI-88200[1], Qty:5[2]
88110	50	PGA	Anly Prb	√	√				Corelis	7/9	2	2	2	√	√			2	2	√				PI-88110[1], Qty:7[2]

Products Discontinued

Device Coverage			Product Information							Agilent Technologies Logic Analyzer Support																Notes:
Device Manufacturer or Architecture and Name	Max Bus Clk MHz	Pin Count, Pkg Type	Product Type	Timing	State	Enhanced IA	Emulation	Setup Assist	3rd Party Vendor or Agilent Product Number		Min # Pods for IA / Max # Pods	16700A/B Series with ...							16600A Series				16500C with ...		1670G Series				
												1675X,16715/6/7/8	16550,16710/1/2	16557					16600	16601	16602	16603	16550	16557	1670	1671	1672	1673	
National																												
NS32016	All	—	I A		√				Factory		3/3												1					
HPC16003/4/64	All	—	I A		√				Factory		3/3												1					
NEC																												
7810/11	All	—	I A		√				Factory		3/3												1					
V25	16	PLCC	Anly Prb	√	√				ET		3/5	1	1	1					√	√	√	√	1	1	√	√	√		HP-V25-PLCC-PAS[1], Qty:3[2]
V830	50	TQFP	Anly Prb						Corelis		5/6	2	1	2					√	√	√		1	2	√	√			PI-V830[1], Qty:5[2]
Vr4100	All	TQFP	Anly Prb	√	√				Corelis		6/6	2	1	2					√	√	√		1	2	√	√			PI-VR4100[1],Qty:6[2]
									Resale																				Agilent: CRL-60067[3],Qty:6[2]
Vr4111	80	—	I A	√	√	√			Corelis		6/6	2	1	2					√	√	√		1	2	√	√			IA-VR4111[1], Qty:3[4]
									Resale																				Agilent: CRL-60077[3], Qty:3[4]
Vr4200	50	PQFP	Anly Prb	√	√				Corelis		6/7	2	1	2					√	√	√		1	2	√	√			PI-VR4200[1], Qty:6[2]
Vr4300	All	PQFP	Anly Prb	√	√				Corelis		4/4	1	1	1					√	√	√	√	1	1	√	√	√		PI-Vr4300[1], Qty:4[2]
Vr5000	All	PGA	Anly Prb	√	√				Corelis		6/9	2	1	2					√	√	√		1	2	√	√			PI-R5000 [1], Qty:6 [2]
VR5432	100	PQFP	Anly Prb	√	√	√			Corelis		6/8	2	1	2					√	√	√		1	2	√	√			PI-VR5432[1], Qty:3[4]
									Resale																				Agilent: CRL-60076[3], Qty:3[4]
VR5464	100	BGA	Anly Prb	√	√	√			Corelis		8/12	2	2	2					√	√			2	2	√				PI-VR5464[1], Qty:3[4]
									Resale																				Agilent: CRL-60075[3], Qty:3[4]

Products Discontinued

Notes:

1 Directly available from the 3rd party vendor by this product #

2 Requires termination adapters (P/N 01650-63203)

3 Available from Agilent through resale program

4 Requires termination adapters (P/N E5346A)

Device Coverage			Product Information							Agilent Technologies Logic Analyzer Support												Notes:
											16700A/B Series with ...			16600A Series				16500C with ...		1670G Series			
Device Manufacturer or Architecture and Name	Max Bus Clk MHz	Pin Count, Pkg Type	Product Type	Timing	State	Enhanced IA	Emulation	Setup Assist	3rd Party Vendor or Agilent Product Number	Min # Pods for IA / Max # Pods	1675X,16715/6/7/8/9	16550,16710/1/2	16557	16600	16601	16602	16603	16550	16557	1670	1671	1672	1673	1 Directly available from the 3rd party vendor by this product # 2 Requires termination adapters (P/N 01650-63203) 3 Available from Agilent through resale program 4 Requires termination adapters (P/N E5346A)
NKK																								
NR4645MQF	All	PQFP	Anly Prb	√	√				Corelis	4/4	1	1	1	√	√	√	√	1	1	√	√	√		PI-NR4645MQF[1], Qty:4[2]
NR4650GQF	All	PQFP	Anly Prb	√	√				Corelis	6/7	2	1	2	√	√	√		1	2	√	√			PI-NR4650GQF[1], Qty:6[2]
NR4650LQF	All	PQFP	Anly Prb	√	√				Corelis	6/7	2	1	2	√	√	√		1	2	√	√			PI-NR4650LQF[1], Qty:6[2]
NR4700LMQ	All	PQFP	Anly Prb	√	√				Corelis	6/7	2	1	2	√	√	√		1	2	√	√			PI-NR4700LMQ[1],Qty:6[2]
PACE																								
1750	40	PGA	Anly Prb		√				Lital	3/3	1	1	1					1	1	√	√	√		
Performance																								
R4000/4400PC	50	PGA	Anly Prb	√	√				Corelis	8/9	2	2	2	√	√			2	2	√				PI-R4000/4400[1]
QED																								
RM5230/31	67	PQFP	Anly Prb	√	√				Corelis	6/7	2	1	2	√	√	√		1	2	√	√			PI-RM5231[1],Qty:2[4]
									Resale															Agilent: CRL-60069[3],Qty:6[2]
RM5260/61	67	PQFP	Anly Prb	√	√				Corelis	8/11	2	2	2	√	√	√		2	2	√				PI-RM5261[1],Qty:3[4]
									Resale															Agilent: CRL-60070[3],Qty:6[2]
RM5270/71	100	BGA	Anly Prb	√	√	√			Corelis	8/12	2	2	2	√	√	√		2	2	√				PI-RM5271[1],Qty:3[4]
									Resale															Agilent: CRL-60074[3],Qty:3[4]
		IA Only	IA		√	√			Corelis	8/12	2	2	2	√	√	√		2	2	√				IA-RM5270/71
RM7000	100	BGA	Anly Prb	√	√	√			Corelis	8/12	2	2	2	√	√	√		2	2	√				PI-RM7000[1],Qty:4[4]
									Resale															Agilent: CRL-60073[3],Qty:3[4]
		IA Only	IA	√	√	√			Corelis	8/12	2	2	2	√	√	√		2	2	√				IA-RM7000[1]
Rockwell																								
6502	All	—	I A		√				Factory	2/2								1						
Siemens																								
R4000/4400PC	50	PGA	Anly Prb	√	√				Corelis	8/9	2	2	2	√	√			2	2	√				PI-R4000/4400[1]
80C165		PQFP	Anly Prb	√	√				ET	3/7	1	1	1	√	√	√	√	1	1	√	√	√		HP-SABC165-QF06-PAS[1], Qty:3[2]
80C166	40	PQFP	Anly Prb	√	√				ET	3/8	1	1	1	√	√	√	√	1	1	√	√	√		HP-80C166-QF06-PAS-AC[1], Qty:3[2]
80C167	—	PQFP	Anly Prb	√	√				ET	4/9	1	1	1	√	√	√	√	1	1	√	√	√		HP-SABC167-QF10-PAS, Qty:4[2]
80C515	16	PLCC	Anly Prb	√	√				ET	2/4	1	1	1	√	√	√	√	1	1	√	√	√	√	HP-80515/535-PLCC-PAS-AC[1], Qty:2[2]
80C517/537		PLCC	Anly Prb	√	√				ET	2/4	1	1	1	√	√	√	√	1	1	√	√	√	√	HP-80C517/537-PLCC-PAS[1], Qty:2[2]

Device Coverage			Product Information								Agilent Technologies Logic Analyzer Support												Notes:
												16700A/B Series with ...			16600A Series				16500C with ...		1670G Series			
Device Manufacturer or Architecture and Name	Max Bus Clk MHz	Pin Count, Pkg Type	Product Type	Timing	State	Enhanced IA	Emulation	Setup Assist	3rd Party Vendor or Agilent Product Number		Min # Pods for IA / Max # Pods	1675X,16715/6/7/8/9	16550,16710/1/2	16557	16600	16601	16602	16603	16550	16557	1670	1671	1672	1673	
Texas Instruments																									
320C10/14	All	—	I A		√				Factory		2/2								1					
320C20/25	50	PGA	Anly Prb	√	√				Corelis		3/3	1	1	1	√	√	√	√	1	1	√	√	√	PI-320C2X[1],Qty:3[2]
									Resale															Agilent: CRL-60044[3],Qty:3[2]
320C30	40	PGA	Anly Prb		√				Corelis		4/7	1	1	1	√	√	√	√	1	1	√	√	√	PI-320C30-P[1]
									Resale															Agilent: CRL-60045[3]
320C31	40	PQFP	Anly Prb		√				Corelis		4/7	1	1	1	√	√	√	√	1	1	√	√	√	PI-320C31-Q[1]
									Resale															Agilent: CRL-60046[3]
320C32	All	PQFP	Anly Prb	√	√				Corelis		6/6	2	1	2	√	√	√		1	2	√	√		PI-320C32-P[1],Qty:6[2]
									Resale															Agilent: CRL-60051[3],Qty:6[2]
		TQFP	Anly Prb	√	√				Corelis		6/6	2	1	2	√	√	√		1	2	√	√		PI-320C32T[1],Qty:6[2]
320C40	All	PGA	Anly Prb	√	√				Corelis		5/16	2	1	2	√	√	√		1	2	√	√		PI-320C40[1],Qty:5[2]
									Resale															Agilent: CRL-60025[3],Qty:5[2]
320C50/51/53	28.5	PQFP	Anly Prb	√	√				Corelis		3/6	1	1	1	√	√	√	√	1	1	√	√	√	PI-320C5X[1],Qty:3[2]
									Resale															Agilent: CRL-60047[3],Qty:3[2]
320C52	All	PQFP	Anly Prb	√	√				Corelis		4/4	1	1	1	√	√	√	√	1	1	√	√	√	PI-320C52[1],Qty:4[2]
									Resale															Agilent: CRL-60043[3],Qty:4[2]
320C80	All	PGA	Anly Prb	√					Corelis		-/8	2	2	2	√	√			2	2	√			UI-320C80[1],Qty:8[2]
320C20X Family	All	—	IA	√	√	√			Corelis		3/3	1	1	1	√	√	√	√	1	1	√	√	√	IA-320C2XX[1]
									Resale															Agilent: CRL-60084[2]
320C24X Family	All	—	IA	√	√	√			Corelis		3/3	1	1	1	√	√	√	√	1	1	√	√	√	IA-320C2XX[1]
									Resale															Agilent: CRL-60084[4]
320C542/48/49	All	IA Only	Anly Prb	√	√				Corelis		4/7	1	1	1	√	√	√	√	1	1	√	√	√	PI-320C542/548/549
		TQFP	Anly Prb	√	√				Corelis		4/7	1	1	1	√	√	√	√	1	1	√	√	√	PI-320C548[1],Qty:4[2]
									Resale															Agilent: CRL-60061[3],Qty:4[2]
320C6211	All	IA Only,	Anly Prb	√	√	√		√	E9617A #001		4/4	1	1	1										Qty:2[4]
320C6202/3/4/5		Custom Probing																						
34010	All	—	I A		√				Factory		2/2								1					
370C16	All	—	I A		√				Corelis		6/6	2	1	2	√	√	√		1	2	√	√		IA-370C16[1]
370C50	20	—	I A		√				Factory		2/2								1					
470R1X	All	IA Only	Anly Prb	√	√				Corelis		4/4	1	1	1	√	√	√	√	1	1	√	√	√	PI-R470[1],Qty:4[2]

Products Discontinued

Notes:

1 Directly available from the 3rd party vendor by this product #

2 Requires termination adapters (P/N 01650-63203)

3 Available from Agilent through resale program

4 Requires termination adapters (P/N E5346A)

Device Coverage | **Product Information** | **Agilent Technologies Logic Analyzer Support** (Products Discontinued) | **Notes:**

Device Manufacturer or Architecture and Name	Max Bus Clk MHz	Pin Count, Pkg Type	Product Type	Timing	State	Enhanced IA	Emulation	Setup Assist	3rd Party Vendor or Agilent Product Number		Min # Pods for IA / Max # Pods	16700A/B Series with ... 1675X.16715/6/7/8	16550.16710/1/2	16557	16600A Series 16600	16601	16602	16603	16500C with ... 16550	16557	1670G Series 1670	1671	1672	1673
Toshiba																									
R3900	All	PQFP	Anly Prb	√	√				Corelis		6/7	2	1	2	√	√	√		1	2	√	√			PI-R3900[1],Qty:6[2]
TMPR 1940	All	All	Emul Probe				√		E5900A #800																Analysis probe requires B3759A #800 for state analysis. For custom probing, B3759A #800 provides inverse assembly. E5903A #800 requires B3759A #800. E5903A #800 requires either emulation probe or emulation module. Emulation probe or module requires E5903A #800. The emulation products require a double row 20 pin connector on target. Refer to literature for specifications. Emulation solution does not include B4620B Source correlation tool set. Equivalent functionality is provided by B3759A #800. A debugger is also available from GHS. Product literature: 5968-2697E
			Emul Mod				√	√	E5901A #800																
			Emul Migr				√	√	E5902A #800																
			Trce Prt Anly					√	E5903A #800																
TMPR3901	All	160-QFP	Anly Prb	√	√			√	E9600A #002		6		1	2	√	√	√								
			Emul Soln	√	√	√	√		E9500A #002		6		1	2	√	√	√								
			Emul Prb				√		E5900A #800																
			Emul Mod				√	√	E5901A #800																
			Emul Migr				√	√	E5902A #800																
			Trce Prt Anly					√	E5903A #800																
TMPR3903	All	208-QFP	Anly Prb	√	√			√	E9601A #002		6		1	2	√	√	√								
			Emul Soln	√	√	√	√		E9501A #002		6		1	2	√	√	√								
			Emul Prb				√		E5900A #800																
			Emul Mod				√	√	E5901A #800																
			Emul Migr				√	√	E5902A #800																
			Trce Prt Anly					√	E5903A #800																
TMPR3904	All	208-QFP	Anly Prb	√	√			√	E9602A #002		6-8		1	2	√	√	√								
			Emul Soln	√	√	√	√		E9502A #002		6-8		1	2	√	√	√								
			Emul Prb				√		E5900A #800																
			Emul Mod				√	√	E5901A #800																
			Emul Migr				√	√	E5902A #800																
			Trce Prt Anly					√	E5903A #800																
TMPR3927	All	All	Emul Probe				√		E5900A #810																
			Emul Migr				√	√	E5902A #810																
			Trce Prt Anly					√	E5903A #810																
R4000/4400PC	50	PGA	Anly Prb	√	√				Corelis		8/9	2	2	2	√	√			2	2	√				PI-R4000/4400[1]

Notes:

1 Directly available from the 3rd party vendor by this product #
2 Requires termination adapters (P/N 01650-63203)
3 Available from Agilent through resale program
4 Requires termination adapters (P/N E5346A)

Device Coverage			Product Information							Agilent Technologies Logic Analyzer Support														Notes:
Device Manufacturer or Architecture and Name	Max Bus Clk MHz	Pin Count, Pkg Type	Product Type	Timing	State	Enhanced IA	Emulation	Setup Assist	3rd Party Vendor or Agilent Product Number	Min # Pods for IA / Max # Pods	16700A/B Series with ... 1675X,16715/67/8/9	16550,16710/1/2	16557	16600A Series 16600	16601	16602	16603	16500C with ... 16550	16557	1670G Series 1670	1671	1672	1673	1 Directly available from the 3rd party vendor by this product # 2 Requires termination adapters (P/N 01650-63203) 3 Available from Agilent through resale program 4 Requires termination adapters (P/N E5346A)
Xilinx LCA																								
XC4005/4006	75	156-PGA	Anly Prb	√					Corelis	-/8	2	2	2	√	√			2	2	√				LXC-4000/PG156[1],Qty:8[2]
XC4008/4010	75	191-PGA	Anly Prb	√					Corelis	-/8	2	2	2	√	√			2	2	√				LXC-4000/PG191[1],Qty:8[2]
Zilog																								
Z80	16	DIP	Anly Prb	√	√				ET	2/3	1	1	1	√	√	√	√	1	1	√	√	√	√	HP-Z80-DIP-PAS[1], Qty:2[2]
Z80	16	PLCC	Anly Prb	√	√				ET	2/3	1	1	1	√	√	√	√	1	1	√	√	√	√	HP-Z80-PLCC-PAS[1], Qty:2[2]
Z180	16	PLCC	Anly Prb	√	√				ET	2/4	1	1	1	√	√	√	√	1	1	√	√	√	√	HP-Z180-PLCC-PAS[1], Qty:2[2]
Z8001/8002	All	—	I A		√				Factory	3/3								1						
Standard Buses																								

Consider the B4601B Serial Analysis tool set for your serial bus measurements. The serial analysis tool works with the 16600A and 16700 series logic analysis systems. The tool converts acquired serial bit streams to parallel format for easy viewing and analysis. It also allows you to process frame information to isolate the data you want to analyze. See the Application Software (pg. 17) section of this document for more details.

AGP2X	133	N/A	Anly Prb	√					FuturePlus Resale	4/4	1	1	1	√	√	√	√	1	1	√	√	√		FS2220[1],Qty:2[4] Agilent: FSI-60022[3], Qty:2[4]
AGP4X	266	N/A	Anly Prb		√				FuturePlus Resale	12	3													FS2221[1] Agilent: FSI-60032[3] These cards must be configured as a contiguous set.
APIC	33	N/A	Anly Prb	√	√			√	E2467A	2-4	1	1	1	√	√	√	√	1	1	√	√	√	√	Product Literature: 5965-3000E
CAN		N/A	Option to ALD's RS232C Analysis Probe	√					ALD Resale	2/2	1	1	1	√	√	√	√	1	1	√	√	√	√	ALD-232 opt CAN Requires ordering ALD's RS232c Analysis probe and the CAN option.
Compact PCI/Ext	66	N/A	Anly Prb	√	√	√			FuturePlus Resale	4-7	1	1	1	√	√	√	√	1	1	√	√	√		FS3020 [1] Refer to FuturePlus specifications Agilent: FSI-60021[3]

Device Coverage			Product Information							Agilent Technologies Logic Analyzer Support												Notes:
Device Manufacturer or Architecture and Name	Max Bus Clk MHz	Pin Count, Pkg Type	Product Type	Timing	State	Enhanced IA	Emulation	Setup Assist	3rd Party Vendor or Agilent Product Number	Min # Pods for IA / Max # Pods	16700A/B Series with ...			16600A Series				16500C with ...		1670G Series				1 Directly available from the 3rd party vendor by this product # 2 Requires termination adapters (P/N 01650-63203) 3 Available from Agilent through resale program 4 Requires termination adapters (P/N E5346A)
											16750/1/5/6/7/8/9	16550,16710/1/2	16557	16600	16601	16602	16603	16550	16557	1670	1671	1672	1673	
Standard Buses continued																								
Direct Rambus, 184 pin RIMM	800	N/A	Anly Prb		√				FuturePlus Resale															FS2222[1] Agilent: FSI-60033[3] Requires (1) 16517A, (3) 16518A, and (1) 1670X Frame.
Direct Rambus, Gen. Purp. Probe	400	N/A	Anly Prb		√				FuturePlus Resale															FS2224[1] Agilent #: FSI-60035[3] Requires (1) 16517A, (3) 16518A, and (1) 1670X Frame.
Fibre Channel	1062.5	N/A	Anly Prb		√		√		FuturePlus Resale	4-8	1	1	1	√	√	√	√	1	1	√	√	√		FS4300[1] Refer to FuturePlus specifications Agilent: FSI-60031[3]
I^2C		N/A	Opt to ALD's RS232C Anly Prb	√	√				ALD Resale	2/2	1	1	1	√	√	√	√	1	1	√	√	√	√	ALD-232 opt I^2C[1] Requires ordering ALD's RS232c Analysis Probe and the I^2C option. Agilent: ALO-60014[3]
IBM ISA (AT)	All	N/A	Anly Prb	√	√				Corelis	6/6	2	1	2	√	√	√		1	2	√	√			PI-ISA[1]
IBM ISA (AT)		N/A	Anly Prb	√	√				Lital	5/5	2	1	2					1	2	√	√			
IEEE 488 (HPIB)		N/A	Anly Prb	√	√				ALD Resale	1/2	1	1	1	√	√	√	√	1	1	√	√	√	√	ALD-488[1] Agilent: ALO-60010[3]
IEEE 1284		N/A	Anly Prb	√	√				ALD Resale	2/2	1	1	1	√	√	√	√	1	1	√	√	√	√	ALD-232[1] Agilent: ALO-60008[3]

Products Discontinued

Device Coverage			Product Information								Agilent Technologies Logic Analyzer Support														Notes:
Device Manufacturer or Architecture and Name	Max Bus Clk MHz	Pin Count, Pkg Type	Product Type	Timing	State	Enhanced IA	Emulation	Setup Assist	3rd Party Vendor or Agilent Product Number		Min # Pods for IA / Max # Pods	16700A/B Series with ...			16600A Series				16500C with ...		1670G Series				1 Directly available from the 3rd party vendor by this product # 2 Requires termination adapters (P/N 01650-63203) 3 Available from Agilent through resale program 4 Requires termination adapters (P/N E5346A)
												1675X,16715/6/7/8/9	16550,16710/1/2	16557	16600	16601	16602	16603	16550	16557	1670	1671	1672	1673	
Standard Buses continued																									
JTAG 1149.1	All	N/A	Anly Prb	√	√				Corelis Resale		1/1	1	1	1	√	√	√	√	1	1	√	√	√	√	BA-1149.1[1] Agilent: CRL-60027[3]
IEEE-1394	400	N/A	Anly Prb	√	√			√	FuturePlus Resale		4-6	1	1	1	√	√	√	√	1	1	√	√	√		FS4200 [1] Refer to FuturePlus specifications Agilent: FSI-60030[3]
JTAG 1149.5	All	N/A	Anly Prb	√	√				Corelis		1/1	1	1	1	√	√	√	√	1	1	√	√	√	√	BA-1149.5[1]
PCI-64 Passive	66	N/A	Anly Prb	√	√	√			FuturePlus Resale		4-6	1	1	1	√	√	√	√	1	1	√	√	√		FS2001[1] Refer to FuturePlus specifications Agilent: FSI-60005[3]
PCI/EXT-32 Passive	33	N/A	Anly Prb	√	√	√			FuturePlus Resale		4/4	1	1	1	√	√	√	√	1	1	√	√	√		FS2000[1] Agilent: FSI-60006[3]
PCI/EXT-64 Passive,3.3 volts	66	N/A	Anly Prb	√	√	√			FuturePlus Resale		4-6	1	1	1	√	√	√	√	1	1	√	√	√		FS2005[1], Qty:3[4] Refer to FuturePlus specifications Agilent: FSI-60025[3], Qty:3[4]
PCI/EXT-64 Passive, 5 volts	66	N/A	Anly Prb	√	√	√			FuturePlus Resale		4-6	1	1	1	√	√	√	√	1	1	√	√	√		FS2006[1], Qty:3[4] Refer to FuturePlus specifications Agilent: FSI-60026[3], Qty:3[4]
PCI Compliance Analysis SW License	66	N/A	IA-See note	√	√	√			FuturePlus		4-6	1	1	1	√	√	√	√							FS1105, Refer to FuturePlus specifications, Includes PCI Compliance SW
PCI Performance Analysis SW License	66	N/A	IA-See note	√	√	√			FuturePlus		4-6	1	1	1	√	√	√	√							FS1106, Refer to FuturePlus specifications, Includes PCI Performance SW
PCI/EXT-64 Active, 3.3 volts	66	N/A	Anly Prb	√	√	√	√		FuturePlus Resale		4-10	1	1	1	√	√	√	√	1	1	√	√	√		FS2102[1] Refer to FuturePlus specifications Agilent: FSI-60027[3]
PCI/EXT-64 Active, 5 volts	66	N/A	Anly Prb	√	√	√	√		FuturePlus Resale		4/10	1	1	1	√	√	√	√	1	1	√	√	√		FS2103[1] Refer to FuturePlus specifications Agilent: FSI-60028[3]
PCI Mezzanine (PMC)	33	N/A	Anly Prb	√	√	√			FuturePlus Resale		4/4	1	1	1	√	√	√	√	1	1	√	√	√		FS3010[1] Agilent: FSI-60010[3]
PCI EIO	33	N/A	Anly Prb	√	√	√			FuturePlus Resale		4/4	1	1	1	√	√	√	√	1	1	√	√	√		FS3030[1] Agilent: FSI-60029[3]

Products Discontinued

Device Coverage			Product Information								Agilent Technologies Logic Analyzer Support												Notes:
Device Manufacturer or Architecture and Name	Max Bus Clk MHz	Pin Count, Pkg Type	Product Type	Timing	State	Enhanced IA	Emulation	Setup Assist	3rd Party Vendor or Agilent Product Number		Min # Pods for IA / Max # Pods	16700A/B Series with ... 1675X,16715/6/7/8/9	16550,16710/1/2	16557	16600A Series 16600	16601	16602	16603	16500C with ... 16550	16557	1670G Series 1670	1671	1672	1673	
Standard Buses continued																									
Cardbus	33	N/A	Anly Prb	√	√	√			FuturePlus Resale		4/4	1	1	1	√	√	√	√	1	1	√	√	√		FS2004[1] Agilent: FSI-60018[3]
PCI-32/Extender	66	N/A	Anly Prb	√	√				Corelis Resale		4/4	1	1	1	√	√	√	√	1	1	√	√	√		PI-PCI32[1] Agilent: CRL-60030[3]
PCI-32E/ Hot-Swap Extender	66	N/A	Anly Prb	√	√				Corelis		6/6	2	1	2	√	√	√		1	2	√	√			PI-PCI32/E[1]
PCI-64/Extender	66	N/A	Anly Prb	√	√				Corelis Resale		6/6	2	1	2	√	√	√		1	2	√	√			PI-PCI64[1] Agilent: CRL-60031[3]
PCMCIA		N/A	Anly Prb	√					Mobile		-/4	1	1	1	√	√	√	√	1	1	√	√	√		
PCI-X/EXT-64 Passive	133	N/A	Anly Prb	√	√	√			FuturePlus Resale		4/10	1													FS2007[1] Agilent: FSI-60043[3]
PCI-X Passive SW License	133	N/A	IA	√	√	√			FuturePlus Resale		4/10	1													FS1104[1] Agilent: FSI-60045[3]
PCI-X LA Adapter for E2929A	133	N/A	Adapter	√	√	√			FuturePlus Resale		4/8	1													FS2104[1] Requires Agilent E2929A Agilent: FSI-60042[3]
RS232c,RS449, IEEE1284		N/A	Anly Prb	√	√				ALD Resale		2/2	1	1	1	√	√	√	√	1	1	√	√	√	√	ALD-232[1] Agilent: ALO-60008 [3]
SCSI 1,2,3	20MT	N/A	Anly Prb	√	√				FuturePlus Resale		2/4	1	1	1	√	√	√	√	1	1	√	√	√	√	FS2230[1] Refer to FuturePlus specifications Agilent: FSI-60024 [3]
SCSI LVD	160 M	N/A	Anly Prb	√	√			√	FuturePlus Resale		2/4	1	1	1	√	√	√	√	1	1	√	√	√	√	FS2232[1] Agilent: FSI-60041 [3]

Products Discontinued

1 Directly available from the 3rd party vendor by this product #
2 Requires termination adapters (P/N 01650-63203)
3 Available from Agilent through resale program
4 Requires termination adapters (P/N E5346A)

Device Coverage			Product Information								Agilent Technologies Logic Analyzer Support												Notes:
Device Manufacturer or Architecture and Name	Max Bus Clk MHz	Pin Count, Pkg Type	Product Type	Timing	State	Enhanced IA	Emulation	Setup Assist	3rd Party Vendor or Agilent Product Number		Min # Pods for IA / Max # Pods	16700A/B Series with ...			16600A Series				16500C with ...		1670G Series				
												1675X,16715/6/7/8	16550,16710/1/2	16557	16600	16601	16602	16603	16550	16557	1670	1671	1672	1673	
Univ Serial Bus (USB)	12	N/A	Anly Prb	√	√			√	FuturePlus Resale		2-3	1	1	1	√	√	√	√	1	1	√	√	√	√	FS4100 [1] Refer to FuturePlus specifications Agilent: FSI-60019 [3]
VME64/VXI		N/A	Anly Prb	√	√				FuturePlus Resale		5-9	2	1	2	√	√	√		1	2	√	√			FS3100 [1] Refer to FuturePlus specifications Agilent: FSI-60011 [3]
168-pin DIMM probe/Ext	66	N/A	Anly Prb	√					FuturePlus Resale		-/6	2	1	2	√	√	√		1	2	√	√			FS2320 [1], Qty:3 [4] Agilent: FSI-60020 [3], Qty:3 [4]
168-pin DIMM probe (PC133)	133	N/A	Anly Prb	√				√	FuturePlus Resale		6/6	2	1	2	√	√	√		1	2	√	√			FS2321 [1] Agilent: FSI-60047[3]
72 pin SIMM probe/Ext	66	N/A	Anly Prb	√					FuturePlus Resale		-/4	1	1	1	√	√	√	√	1	1	√	√	√		FS2310[1] Agilent: FSI-60012 [3]
72 pin SIMM probe, /Ext rear probing	66	N/A	Anly Prb	√					FuturePlus		-/4	1	1	1	√	√	√	√	1	1	√	√	√		FS2311[1]
184-pin DIMM probe (DDR)	266	N/A	Anly Prb	√	√	√			FuturePlus Resale		12	3													FS2330[1] Agilent: FSI-60049[3]

Products Discontinued

1 Directly available from the 3rd party vendor by this product #
2 Requires termination adapters (P/N 01650-63203)
3 Available from Agilent through resale program
4 Requires termination adapters (P/N E5346A)

Old to New Model Number Compatibility Table

Analysis Probes

Former Product Number	Description	New Analysis Probe Product Number
E2448B	Motorola 68360 analysis probe for 241-pin PGA	E9590A #002
E8123A[1]	Motorola 68360 analysis probe for 240-pin PQFP	E9590A #003
E2449B	Motorola PowerPC 603 analysis probe. Inverse Assembler (custom probing only)	E9587A #001
E2455B	Motorola PowerPC 603 analysis probe for 240-pin PQFP	E9587A #002
E2457A	Intel Pentium analysis probe for 296-pin SPGA	E9592A #002
E2476B	Motorola MPC 860/821 analysis probe for 357-pin BGA	E9584B #002
E2477A	Motorola MPC 860/821 analysis probe. Inverse assembler (custom probing only)	E9584B #001
E2490A	Motorola 505/509 analysis probe for 160-pin PQFP	E9585A #002
E2493A	ARM7TDMI analysis probe. Inverse assembler (custom probing only)	E9595A #001
E2498A	Motorola MPC 740/750 analysis probe. Inverse assembler (custom probing only)	E9586A #001
E8115A[2]	Motorola 68331/2/4/5 analysis probe for 132-pin PQFP	E9589A #002
E8116A[2]	Motorola 68331/2/4/5 analysis probe for 144-pin TQFP	E9589A #003
E8118A[2]	Motorola 68336/76 analysis probe for 160-pin PQFP	E9596A #002

1. Comprised of E2448B and the necessary adapters.

2. Comprised of E2480A and the necessary adapters.

Emulation Probes

Former Product Number	Description	New Emulation Probe Product Number
E3455A	Motorola M-Core emulation probe	E5900A #090
E3456A	Motorola MPC5XX emulation probe	E5900A #050
E3458A	Motorola 6833X4X/6X/7X emulation probe	E5900A #030
E3491B	Intel Pentium emulation probe	E5900A #500
E3493B	Intel Pentium II emulation probe	E5900A #510

Third Party Contact Information

The following companies provide products that complement Agilent Technologies logic analyzers. Agilent works closely with these companies to insure quality products, but the third party is ultimately responsible for functionality, pre-sales support, post-sales support, and warranty. For companies listed below with a "resell code", their products are also available from Agilent 's Corporate Price List. For resale products, the third party is still responsible for functionality, pre-sales support, post-sales support, and warranty.

(For additional US and International Sales Offices, check the web site of the specific Channel Partner.)

ALD (Premier Channel Partner)
Advanced Logical Design, Inc. **Resell Code: ALO-xxxxx**
12280 Saratoga-Sunnyvale Rd., Suite 201
Saratoga, CA 95070
Phone: 408-446-1004 Fax: 408-446-1079
email: info@ald.com
http://www.ald.com

APTIX
Aptix Corporation
2880 North First Street
San Jose, CA 95134
Phone: 408-428-6200 Fax: 408-944-0646
email: info@aptix.com
http://www.aptix.com

American Arium
American Arium
14811 Myford Rd.
Tustin, CA 92780
Phone: 714-731-1661 Fax: 714-731-6344
877-508-3970
email: info@arium.com
http://www.arium.com

ARM
ARM Inc.
750 University Ave. Suite 150
Los Gatos, CA 95032
Phone: 408-579-2200 Fax: 408-579-1205
email: info@arm.com
http://www.arm.com

CAD-UL
CAD-UL, Inc.
6380 E. Thomas Road, #322
Scottsdale, AZ 85251
Phone: 480-945-8188 Fax: 480-945-8177
email: us.sales@cadul.com
http://www.cadul.com

CORELIS (Premier Channel Partner)
Corelis, Inc. **Resell Code: CRL-xxxxx**
12607 Hiddencreek Way
Cerritos, CA 90703
Phone: 562-926-6727 Fax: 562-404-6196
email: sales@corelis.com
http://www.corelis.com

DIAGONAL
DS Diagonal Systems AG
(Europe) - Tumigerstrasse 71
CH-8606 Greifensee, Switzerland
Phone: 41 1 905 60 60 Fax: 41 1 905 60 69
email: info@diagonal.ch
http://www.diagonal.com

ET
Emulation Technology, Inc
2344 Walsh Ave. Bldg F
Santa Clara, CA 95051-1301
Phone: 800-232-7837, 408-982-0660
Fax: 408-982-0664
email: et@emulation.com
http://www.emulation.com

Europe Technologies
Europe Technologies
Les Taissounieres-HB3
1681 Route des Dolines
06560 Sophia Antipolis
France
Phone: 33+(0)4 93 00 43 00
Fax: 33+(0) 4 93 00 43 01
email: sales@europe-technologies.com
http://www.europe-technologies.com

FuturePlus (Premier Channel Partner)
FuturePlus Systems Corporation **Resell Code: FSI-xxxxx**
6455 N. Academy Blvd. Suite 202
Colorado Springs, CO 80918-5044
Phone: 719-278-3540 Fax: 719-278-9586
email: sales@futureplus.com
http://www.futureplus.com

GHS
Green Hills Software, Inc.
30 West Sola St.
Santa Barbara, CA 93101
Phone: 805-965-6044 Fax: 805-965-6343
email: sales@ghs.com
http://www.ghs.com

Ironwood
Ironwood Electronics, Inc.
P.O. Box 21151
St. Paul, MN 55121
Phone: 800-404-0204, 651-452-8100
Fax: 651-452-8400
email: info@ironwoodelectronics.com
http://www.ironwoodelectronics.com

JME
J M Engineering
3502 E. Boulder St.
Colorado Springs, CO 80909
Phone: 800-982-6355,
Fax: 719-637-1777
email: info@jmecorp.com
http://www.jmecorp.com

LITAL
Lital Electronics, Inc
3002 Dow Ave., #518
Tustin, CA 92780
Phone: 714-731-8123 Fax: 714-731-9276
email: ariel_k@lital.com
http://www.lital.com

Mobile
Mobile Media Research
39675 Cedar Boulevard, Suite 295A
Newark, CA 94560
Phone: 408-425-0310, 510-657-4891, 800-799-6674
Fax: 510-657-4892
email: sales@mobmedres.com
http://www.mobmedres.com

Microtec/Mentor
Mentor Graphics
Embedded Software Division
880 Ridder Park Drive
San Jose, CA 95131
Phone: 800-547-3000, 408-487-7000
Fax: 408-436-1501
email: sales@mentor.com
http://www.mentor.com/embedded

POMONA
Pomona Electronics
1500 East Ninth Street
Pomona, CA 91766-3835
Phone: 909-469-2900 Fax: 909-629-3317
http://www.pomonaelectronics.com

Diab-SDS
Diab-SDS
323 Vintage Park Drive
Foster City, CA 94404 USA
Phone: 650-356-5400 Fax: 650-356-5490
http://www.diabsds.com

Skyline/Mercury
Skyline Electronics, Inc.
1805 S. Murray Ave.
Colorado Springs, CO 80916
Phone: 719-390-4200 ext. 203, 800-759-2845 ext. 203
Fax: 719-390-9425

SynaptiCAD, Inc.
P.O. Box 10608
Blacksburg, VA 24060-0608
Phone: 800-804-7073, 540-953-3390
Fax: 540-953-3078
email: sales@syncad.com
http://www.syncad.com

WindRiver
WindRiver Systems
500 Wind River Way
Alameda, CA 94501
Phone: 510-748-4100 or 800-872-4977
Fax: 510-814-2164
email: inquiries@windriver.com
http://www.windriver.com

Warranty
Agilent Technologies hardware products are warranted against defects in materials and workmanship for a period of one year from date of shipment. Some newly manufactured Agilent products may contain remanufactured parts, which are equivalent to new in performance. If you send notice of defects during the warranty period, Agilent will either repair or replace hardware products that prove defective.

Our software and firmware products that are designated by us for use with a hardware product are warranted for a period of 90 days to execute their programming instructions, when properly installed. If you send us notice of defects in materials and workmanship during the warranty period, we will repair or replace these products, so long as the defect does not result from buyer-supplied hardware or interfacing. The warranty period is controlled by the warranty statement included with the product and begins on the date of shipment.

This page left blank

Agilent Technologies' Test and Measurement Support, Services, and Assistance

Agilent Technologies aims to maximize the value you receive, while minimizing your risk and problems. We strive to ensure that you get the test and measurement capabilities you paid for and obtain the support you need. Our extensive support resources and services can help you choose the right Agilent products for your applications and apply them successfully. Every instrument and system we sell has a global warranty. Support is available for at least five years beyond the production life of the product. Two concepts underlay Agilent's overall support policy: "Our Promise" and "Your Advantage."

Our Promise

Our Promise means your Agilent test and measurement equipment will meet its advertised performance and functionality. When you are choosing new equipment, we will help you with product information, including realistic performance specifications and practical recommendations from experienced test engineers. When you use Agilent equipment, we can verify that it works properly, help with product operation, and provide basic measurement assistance for the use of specified capabilities, at no extra cost upon request. Many self-help tools are available.

Your Advantage

Your Advantage means that Agilent offers a wide range of additional expert test and measurement services, which you can purchase according to your unique technical and business needs. Solve problems efficiently and gain a competitive edge by contracting with us for calibration, extra-cost upgrades, out-of-warranty repairs, and on-site education and training, as well as design, system integration, project management, and other professional services. Experienced Agilent engineers and technicians worldwide can help you maximize your productivity, optimize the return on investment of your Agilent instruments and systems, and obtain dependable measurement accuracy for the life of those products.

For more assistance with your test & measurement needs or to find your local Agilent office go to:

www.agilent.com/find/assist

Or contact the test and measurement experts at Agilent Technologies

1 800 452 4844 (8am-8pm EST)

Product specifications and descriptions in this document subject to change without notice.

Copyright © 2001 Agilent Technologies
Printed in USA
May 1, 2001

5966-4365E

Agilent Technologies